

Playing Pitch Strategy (2014)

Test Valley Borough Council



Final Report

November 2014





Table of Contents

EXECUTIVE SUMMARY

1. Introduction and scope	5
2. Methodology	7
3. Strategic and local context	15
4. Football.....	26
5. Cricket	41
6. Rugby union.....	51
7. Hockey.....	65
8. Summary of key issues and recommendations.....	75
Appendix A – Sport England Market Segments	97
Appendix B – Audit maps.....	98
Appendix C – Supply tables (2014).....	102
Appendix D – Demand tables (2014).....	111
Appendix E – Balance tables (2014)	120
Appendix F – Wards breakdown by sport.....	132
Appendix G - Football remarking recommendations	151
Appendix H – External Funding Options.....	152



EXECUTIVE SUMMARY

- I. Test Valley Borough Council (TVBC) commissioned 4 global Consulting Ltd (4 global) in January 2014 to produce an updated Playing Pitch Strategy¹ for the Borough. TVBC worked with 4 global to prepare the strategy in partnership with the following key stakeholders:
 - Sport England
 - National Governing Bodies (NGBs) of Sport
 - The Football Association
 - The Rugby Football Union
 - England and Wales Cricket Board
 - England Hockey
 - Key user groups including sports clubs, schools and leagues
 - Key providers of sports pitches
- II. The methodology adopted for the strategy is based upon published guidance from Sport England's (2013) "Playing Pitch Strategy Guidance – An approach to developing and delivering a playing pitch strategy". Sport England and NGBs have been consulted throughout the process and have approved the research and analysis work at key stages in the process.

¹ This supersedes the Playing Pitch Strategy 2004-14.



III. Below is a summary of headline findings for pitch provision across the Test Valley area. As hockey is no longer played on grass pitches, its supply and demand has been presented in hours of use of artificial surfaces. The rugby figures are based on the 3 club home grounds within the Borough. For more information on how the supply and demand has been calculated for each sport, please see the relevant section.

Sport	Supply (Carrying capacity)	Demand (match equivalents)	Supply/Demand Balance
Football - Adult	128	42.5	Over supply of 85.5 (circa 29 good quality pitches)
Football - Junior	58	109	Under supply of 51 (circa 13 good quality pitches)
Football - Mini	38	48.5	Under supply of 10.5 (circa 2 good quality pitch)
Cricket	1555	570	Over supply of 985 (equivalent to 197 grass wickets)
Rugby – Senior	12.5	23.5	Under supply of 11 (circa 4 good quality pitches)
Rugby – Junior	1.5	46	Under supply of 44.5 (circa 15 good quality pitches)
Hockey ²	+139 hours	-106.5 hours	+ 32.5 hours*

*As other sports can be played on the artificial surfaces suitable for hockey, this oversupply relates to the artificial surfaces rather than specifically hockey pitches.

² Figures within this summary are based on community use evenings and weekends for hockey, see section 7 for more information.



1. INTRODUCTION AND SCOPE

1.1 Introduction

1.1.1 Test Valley Borough Council (TVBC) commissioned 4 global Consulting Ltd (4 global) in January 2014 to produce a Playing Pitch Strategy for the Borough. This strategy updates the previous document (2004) and sets out strategic guidance with site-specific priorities for the future delivery of outdoor sport pitch facilities across Test Valley Borough (Test Valley).

1.1.2 The strategic priorities that are addressed as part of this study are:

- Understand and reflecting local needs to enhance usage of pitch sports.
- Ensure TVBC's strategies and priorities are up to date.
- Ensure pitch maintenance is in line with the latest Sport England and National Governing Body (NGB) guidance.
- Provide accurate evidence to attract and justify external funding in pitch provision.
- Provide valid evidence in order to support site allocations and develop suitable management policies.

1.1.3 This document identifies the key issues arising from the assessment and aims to:

- Summarise the current supply of playing pitches.
- Outline the current demand for facilities.
- Identify key issues for each sport (football, rugby union, rugby league (not applicable at present within TVBC), cricket and hockey).
- Identify key issues for each site.
- Assess the overall adequacy of provision in order to meet present and projected future demand.

1.1.4 The strategy will build on the key issues identified above and will set out agreed actions for delivery.



1.1.5 The report is set out under the following sections:

- Methodology
- Context and Participation Profile
- Supply and Demand:
 - Football
 - Rugby
 - Cricket
 - Hockey
- Conclusions and Recommendations.

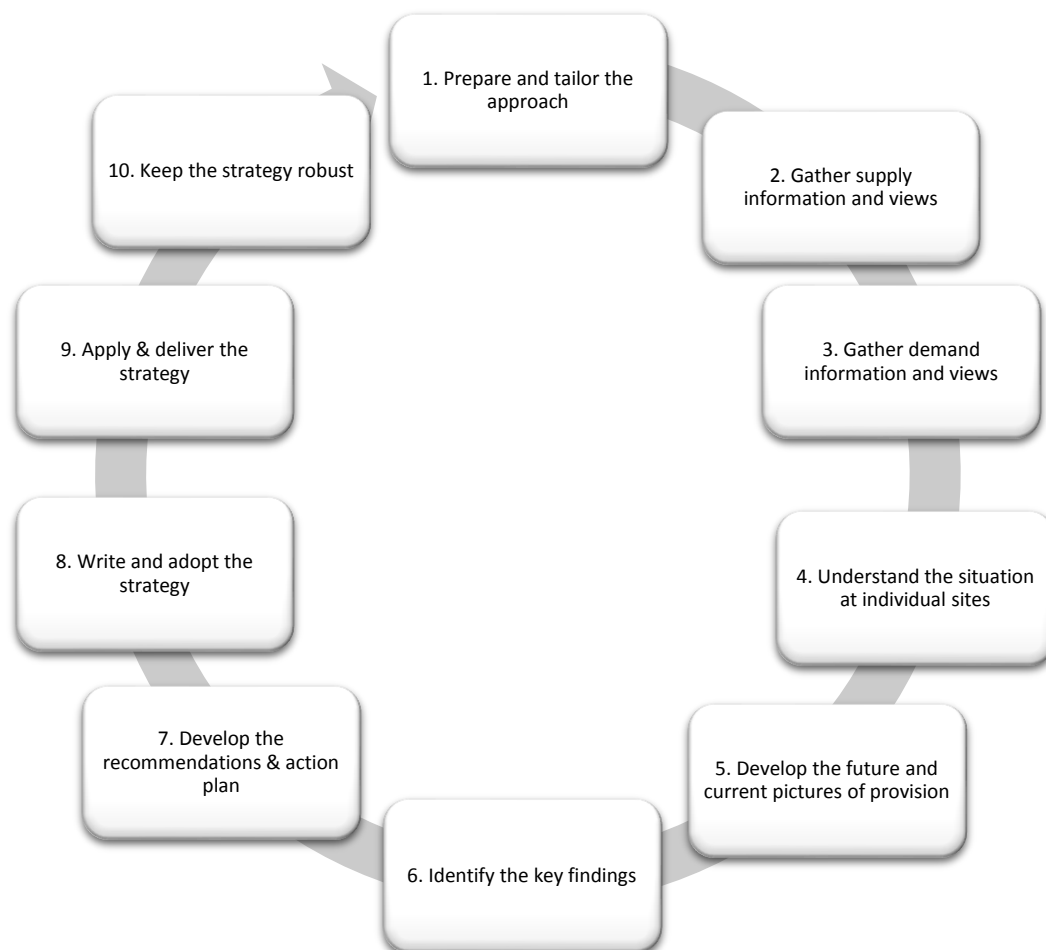


2. METHODOLOGY

2.1 Methodology

- 2.1.1 The methodology is based upon published guidance from Sport England's (2013) "Playing Pitch Strategy Guidance – An approach to developing and delivering a playing pitch strategy". Figure 1 summarises this best practice approach.
- 2.1.2 To facilitate information gathering and to supplement this report 4 global has developed an online platform, which contains all pitch provider and club information. This should enable TVBC to keep supply and demand information and the strategy up to date through its life and beyond.

Figure 1: Developing and Delivering a Playing Pitch Strategy - The 10 Steps Approach (Sport England, 2013)





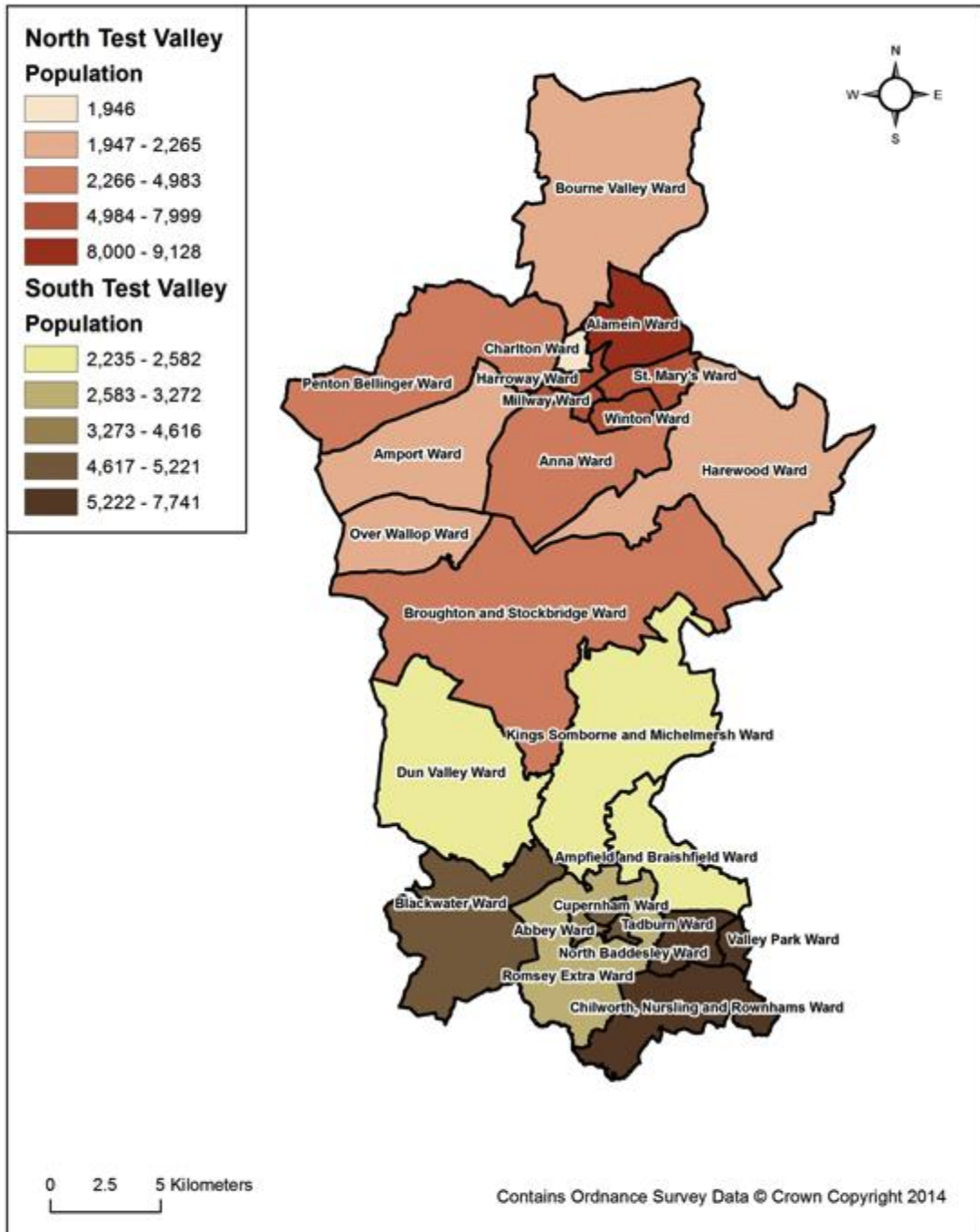
2.2 Geographical Analysis

2.2.1 For the purpose of this study Test Valley has been considered both as a single area and looking at two sub-areas for calculations (shown in Figure 2). The Borough is relatively compact and the sports facilities are close to one another, however the population and main hub facilities are clustered in the vicinity of the two main towns of Andover (north) and Romsey (south).

2.2.2 The latest Sport England guidance focuses on identifying and addressing site-by-site issues as opposed to overall over and undersupply balances across wider areas. This has documented, along with geographical sub-areas, within the appendices. Site specific recommendations are provided in Section 8.



Figure 2: Test Valley Borough wards (population and sub area split)



Test Valley Wards Population (mid-2011 Census)



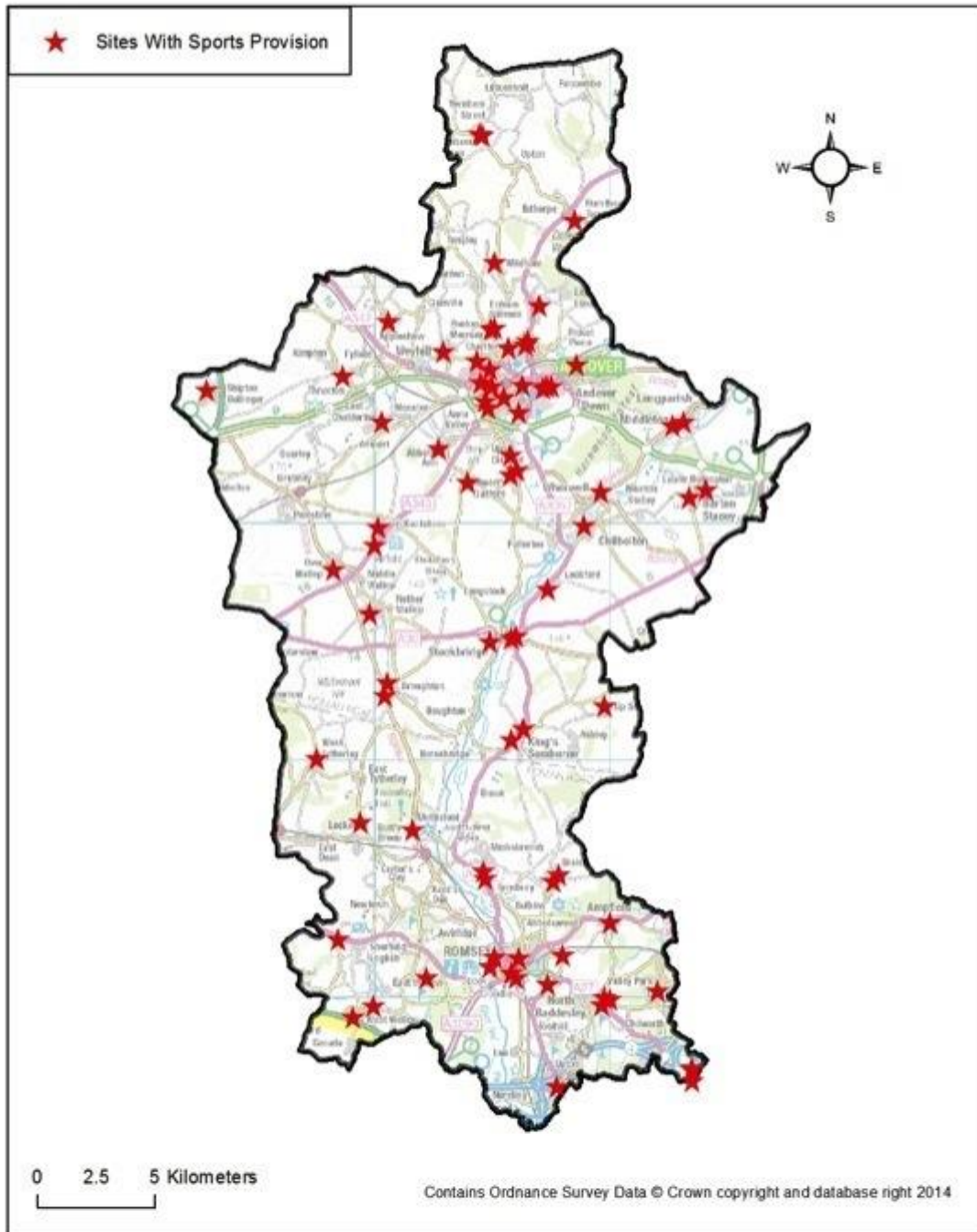


2.3 Supply (all pitch providers)

- 2.3.1 Figure 3 shows the location of the sports pitches across Test Valley. Andover, located in the north of Test Valley, has the highest density of sports pitches. There are a number of smaller settlements, which contain pitch provision and are a vital amenity for local community clubs.
- 2.3.2 Playing pitches are defined by Sport England guidance (2013) as “*a delineated area which, together with any run off area, is of 0.2 hectares or more, and which is used for association football, cricket, rugby and hockey.*”
- 2.3.4 A comprehensive audit was initially collated using TVBC's 2012 Public Open Space Audit and Sport England Active Places tool, with additional desktop verification of sites using satellite images. Site assessments were then undertaken in parallel with an online survey (delivered through 4 global's platform) sent to all pitch providers.
- 2.3.5 For each site the following information was collected:
- Name, location, ownership and management type.
 - Type and number of pitches.
 - Community use of the pitches.
 - Quality of pitches and ancillary facilities (including maintenance regimes).
 - Security of tenure and level of protection.
 - Any known opinions from users and providers.



Figure 3: Sites with sports pitches



Distribution of Sports Pitches Within the Borough





2.4 Demand (clubs and schools)

2.4.1 Again through an online survey (based on an audit provided by each NGB) the following information was collated to assess and evaluate demand for local pitch provision from clubs:

- Number of sports clubs and teams along with their match and training requirements.
- Casual demand.
- Educational demand.
- Latent (unmet) demand.
- Future demand - club and team development plans and NGB priorities and aims.
- User views and experiences.
- Wider contextual information (sport specific participation trends).

2.4.2 A high number of clubs within Test Valley were engaged in the process:

- Football – 79%
- Rugby – 100%
- Cricket – 93 %
- Hockey – 100%

2.5 Assessment and analysis of the supply and demand information

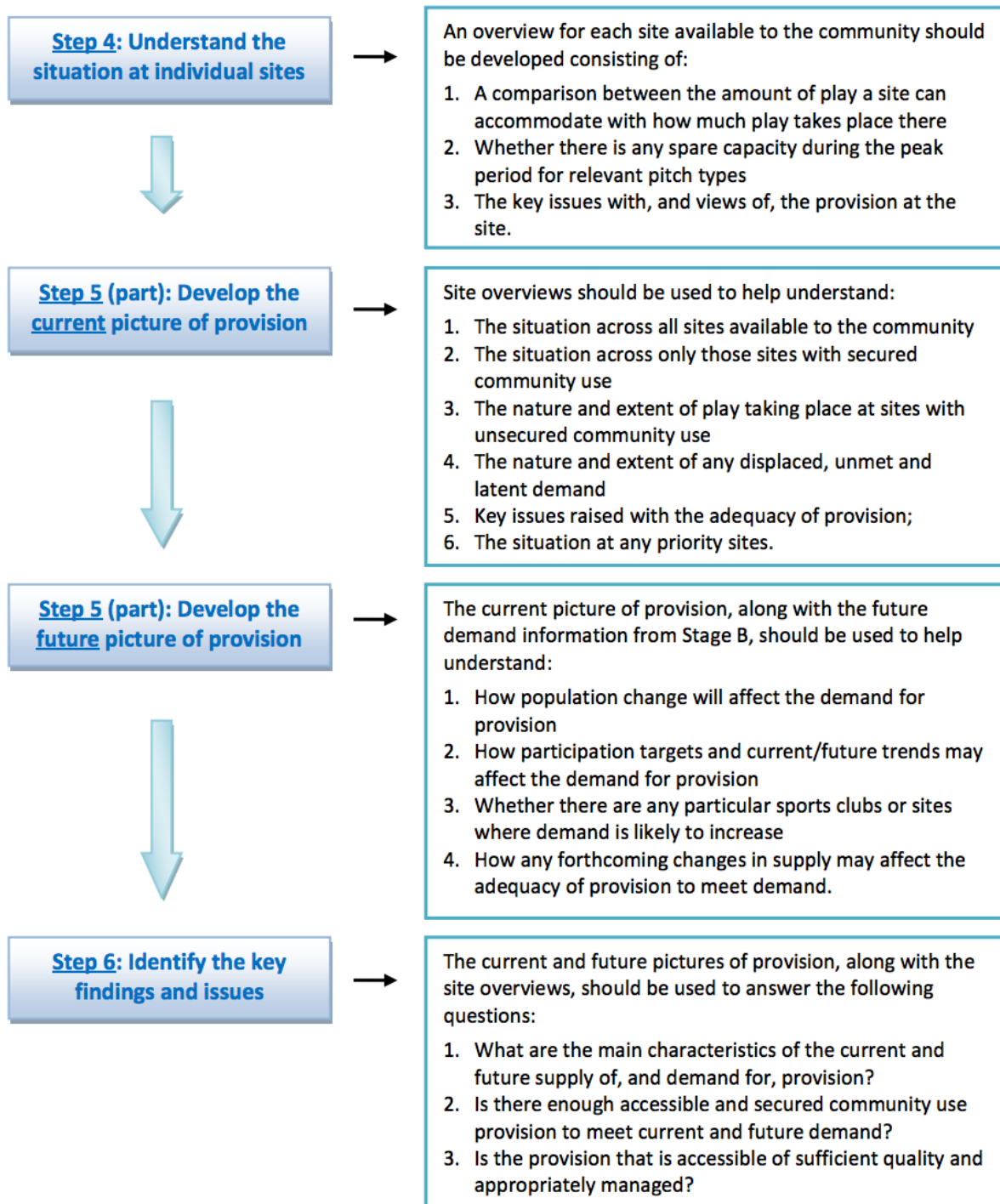
2.5.1 All supply and demand information has been collated to support the following analysis:

- Assess the situation at individual sites.
- Develop the current and projected future picture of provision (and the extent to which this meets and will meet local need).
- Identify the key findings and issues that need to be addressed.

2.5.2 Figure 4 illustrates an overview of the assessment process and gives a more detailed picture of the issues explored during the analysis.



Figure 4: Overview of the assessment process (Sport England, 2013)





2.6 Developing playing pitch strategy and keep it robust and up to date.

- 2.6.1 This strategy provides TVBC and its partners a clear picture regarding current priorities to meet local need. The supplementary online platform contains all supply and demand information in addition to high-level site analysis and, if kept up to date, will enable the both TVBC's planning and community and leisure services to develop and manage scenarios in relation to pitch allocation and development.
- 2.6.2 The remainder of this report provides a robust overview as to the context for this strategy and a sport specific assessment of local need across Test Valley.



3. STRATEGIC AND LOCAL CONTEXT

3.1 Introduction

3.1.1 This section summarises the most important policies that impact upon the strategy. It also gives an overview of the demographics of Test Valley, which provides a contextual background to sport participation and the need for provision.

3.2 National Level

3.2.1 The National Planning Policy Framework (NPPF) establishes the requirement that Local Plans must ensure the provision of proper and adequate facilities to meet local needs. Paragraphs 73 and 74 set out the local planning policy for sport and physical activity. Specifically Paragraph 73 states:

‘Access to high quality open spaces and opportunities for sport and recreation can make an important contribution to the health and well-being of communities. Planning policies should be based on robust and up to date assessments of the needs for open space, sports and recreation facilities and opportunities for new provision. The assessments should identify specific needs and quantitative or qualitative deficits or surpluses of open space, sports and recreational facilities in the local area. Information gained from the assessments should be used to determine what open space, sports and recreational provision is required.’

3.2.2 Paragraph 74 states that:

‘Existing open space, sports and recreational buildings and land, including playing fields, should not be built on unless:

- An assessment has been undertaken which has clearly shown the open space, buildings or land to be surplus to requirements; or
- The loss resulting from the proposed development would be replaced by equivalent or better provision in terms of quantity and quality in a suitable location; or
- The development is for alternative sports and recreational provision, the needs for which clearly outweigh the loss.’

3.2.3 Sport England is a statutory consultee on certain planning applications and has a long established policy of playing pitch retention, even prior to the National Planning Policy Framework guidance. Sport England also requires local authorities to have



an up-to date assessment of playing pitch needs and an associated strategy with a recommendation that the evidence base is reviewed every three years.

3.3 National Governing Body Facility Strategies (NGBs):

3.3.1 The main strategies and most relevant points from the key NGBs within this strategy are outlined below:

The Football Association – National Game Strategy (2013-15)

- Developing and improving facilities is at the core of the strategy.
- On average 52% of pitches are owned by educational institutes and 31% by local authorities.
- Growth in small-sided football is expected to continue (driven by the private but also social enterprise sectors).
- The Football Foundation is still committed to funding grass root community infrastructure improvements but creating sustainable sites is critical.
- 49% of teams have five or more games cancelled per season, mainly due to pitches being unplayable. The priority for training is the provision of floodlit AGPs.
- Cost of pitches and ancillary facilities as well as quality of maintenance are a national concern across clubs.
- There is an emphasis on building flexibility into pitch provision (different size pitches).
- Clubs should be encouraged to achieve FA charter status where feasible.
- Large local authority multi-pitch sites will be vital for sustaining the sport.
- Pitch provision needs to account for environmental sustainability, new formats of the game, changes in society, increased club ownership (long term leases and asset transfer).
- The main driver of demand is ease of access (particularly for casual play).
- Leagues are expected to take a more proactive role in the management, maintenance and booking of facilities.
- Local authorities should recognise and maximise the social value to provision (health, education and community safety).
- Targeted support from the FA includes floodlighting and pitch improvement schemes, self-help advice and energy advice. In addition there is support



around the development and improvement of AGPs and ancillary provision as well as a small grants programme.

Grounds to Play – England and Wales Cricket Board Strategic Plan (2010-2013)

- One of the core pillars of the strategy is to enhance facilities, environments and participation (50% of planned expenditure growth will go into driving participation).
- The ECB are also keen to strengthen the financial position of clubs (including interest free loans).
- The ECB are supporting a wider social agenda, including the training of administration and managerial volunteers.
- Aim to expand indoor cricket provision.
- Extend school links (including integration with community clubs) and position cricket at the heart of the community. £1.5m in grants is available to facilitate this additional capacity.

The Rugby Football Union National Facilities Strategy

- Small grants of up to £100k are available to clubs. Clubs however need to objectively demonstrate the need for this funding and how they intend to expand
- There are 28 individual Constituent Body Facility Plans based on facility need in each area.
- Priorities include improving changing provision, natural turf pitch quality, AGPs and floodlighting for both matches and training.
- Potential funding available to schools that open up their facilities for community use.
- The RFU Capital Investment programme is aimed at community clubs (77% of clubs have secured tenure of the home ground, which provides advantages in terms of finance development and planning).
- Developing a legacy from the 2015 Rugby World Cup (RWC) is critical and should be embodied by community clubs.
- Key aims are to create effective and efficient facilities, management and governance along with community integration.



- A development programme within each club (supported by the RFU) should align with the guidance within the strategy, which identifies how clubs can progress and the supporting infrastructure (human and facilities) required ('Activity/Facility Continuum').
- Common site improvements required are floodlit training areas, quality of playing surfaces and availability of AGPs (this is often affecting commercial opportunities within community clubs).
- It's common for rugby clubs to share sites with other sports/local agencies and this can improve sustainability.
- 45% of clubs nationwide stated a need for funding to capitalise on the RWC legacy.
- Certain pitches should also be protected (from non-official use) to enhance their quality and value to clubs.

The National Hockey Facility Strategy – The Right Facilities in the Right Places (2012)

- When considering the development of AGPs it is vital to evaluate the supply and demand balance, strategic considerations, type and level of use and extent of use.
- As of 2011 hockey is utilising around two thirds of sand and water based AGPs in England, typically from September to April.
- The EHB is looking to invest to support clubs that understand the 'Single System' (equal opportunities to access the sport for all), have Club First accreditation, have a commitment to sustainability, and have secured partner funding.
- EHB are looking to grow the sport by 10,000 adults and 32,500 children.

3.4 Local Context

3.4.1 Test Valley is located in South East England in the county of Hampshire. Test Valley has a population of approximately 116,400 (ONS, 2011) and covers an area of 242.3 sq. miles. Test Valley has two main towns, Andover in the north and Romsey in the south. The remaining town, Stockbridge, is located relatively centrally within Test Valley. There are also a number of villages and hamlets spread across Test Valley. Significant settlements near Test Valley include Winchester, Basingstoke, Salisbury and Southampton. In December 2013, Sport England's



Active People Survey identified that residents of Test Valley were the 18th most active in England in sports and other fitness activities. 44.6% of the population participates at least once per week for 30 minutes.

3.4.2 In March 2012 the Halifax ranked Test Valley 14th best rural area to live out of 119 local authority areas in Great Britain. This was based on factors including employment and income levels, weather, health and life expectancy, education, crime and broadband access.

3.4.3 The main TVBC or partner strategies that have implications for this strategy are outlined below:

Test Valley Borough Local Plan (2006)

- Provides the framework for considering planning applications.
- The standard for public open space requirements for new development is 2.8 hectares (ha) per 1000 population, including 1 ha per 1000 population for sports grounds. These sites require a high standard of equipment with provisions for long term maintenance.
- A shortfall in sports pitches is identified in Romsey, an allocation is proposed at Ganger Farm for approximately 9 hectares of sports pitches and associated facilities.

Test Valley Revised Local Plan – Draft (2014)

- This emerging document covers the period up to 2029. Objectives are proposed to ‘provide for leisure, recreation, culture and tourism’ and ‘creating opportunities for improving the health and wellbeing of communities’.
- Plan proposes to deliver 10,584 new homes between 2011 and 2029 (including 6,444 in Andover and 3,492 in Southern Test Valley).
- The proposed standard for public open space requirements for new development is 3 hectares (ha) per 1000 population, including 1 ha per 1000 population for outdoor sports facilities. These sites require a high standard of equipment with long-term maintenance provisions.
- The document identifies a shortfall of outdoor sports facilities in Romsey, this need could be met at Ganger Farm where it is proposed to allocate land for sports pitches and associated facilities.



A Green Infrastructure Strategy for Test Valley (2014)

- Outdoor sport provision plays a key role in green infrastructure, particularly in the health and wellbeing of residents. Charlton Sports Complex provides a key green corridor, as does the space around Romsey Sport Centre. These areas provide character to the local settlement and a network of links between settlements. The outdoor space also enhances biodiversity, addressing climate change and the natural environment, as well as contributing toward economic prosperity.

Draft Joint Health and Wellbeing Strategy – West Hampshire NHS (2013)

- The strategy highlights the variation in residents' health, an ageing population within the area, and rising birth rates. The strategy also identifies that people's lifestyle choices (e.g. lack of physical activity) are affecting health and wellbeing. The strategy aims to provide the necessary conditions to support improvements in health and wellbeing, specifically 'tackling physical inactivity and increasing opportunities to use Hampshire's natural environment, such as green spaces'.

3.5 Considerations for Test Valley

3.5.1 The following outlines planned pitch contribution across major upcoming residential developments in Test Valley. This provision is accounted for in Section 8 when specific sport and site recommendations are made.

- Picket Twenty, Andover: 7 football pitches and 1 cricket pitch (includes replacement pitches for Walworth Sports Ground)
- East Anton, Andover: 5 football pitches and 1 cricket pitch
- Picket Piece, Andover: 1 senior pitch, 1 junior pitch
- Abbotswood, Romsey: 2 sports pitches.

3.5.2 A planning application is currently under consideration for Ganger Farm in Romsey, which relates to a site allocated for sports pitches. The application proposes:

- 3 junior football pitches
- 2 adult rugby pitches
- 1 adult rugby/football pitch



- 2 artificial grass pitches (AGPs) – to include at least one hockey suitable surface
- A pavilion with changing facilities and a social space
- Car parking and overflow parking.

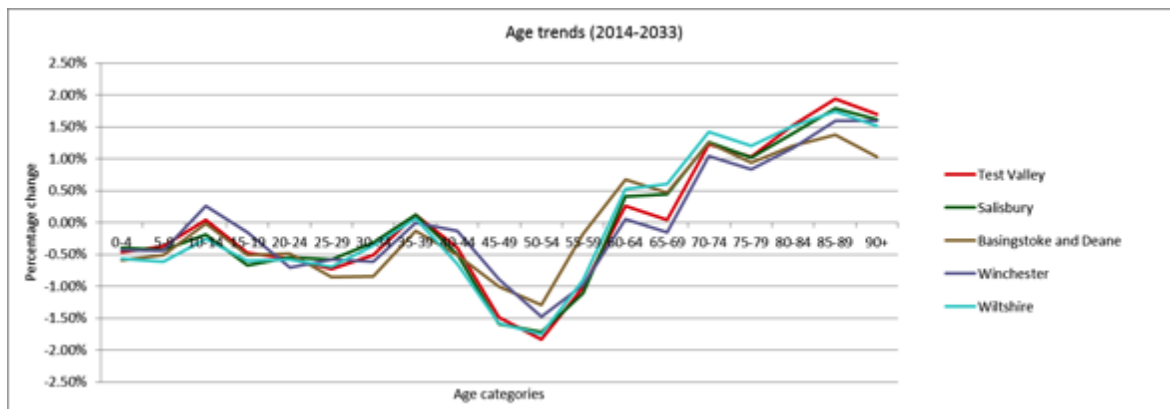
3.6 Population and sports participation

3.6.1 It is vital to understand and evaluate the population trends and overall sport participation rates in order to assess the adequacy of football, rugby, hockey and cricket facilities³. Current levels of sport participation and physical activity as well as latent demand provide an important indicator as to the need for playing pitch provision.

3.7 Population profiles and trends

3.7.1 The following figure illustrates the latest population projections for Test Valley compared with the bordering local authorities. The figure highlights that Test Valley’s age profile will rise significantly over the next 20 years. This is likely to reduce the demand for certain types of pitch sports.

Figure 5: Age trends⁴



³ The Test Valley Sport and Recreation Strategy considers non-playing pitch sports.

⁴ Source: ONS (2014) Sub-national projections.

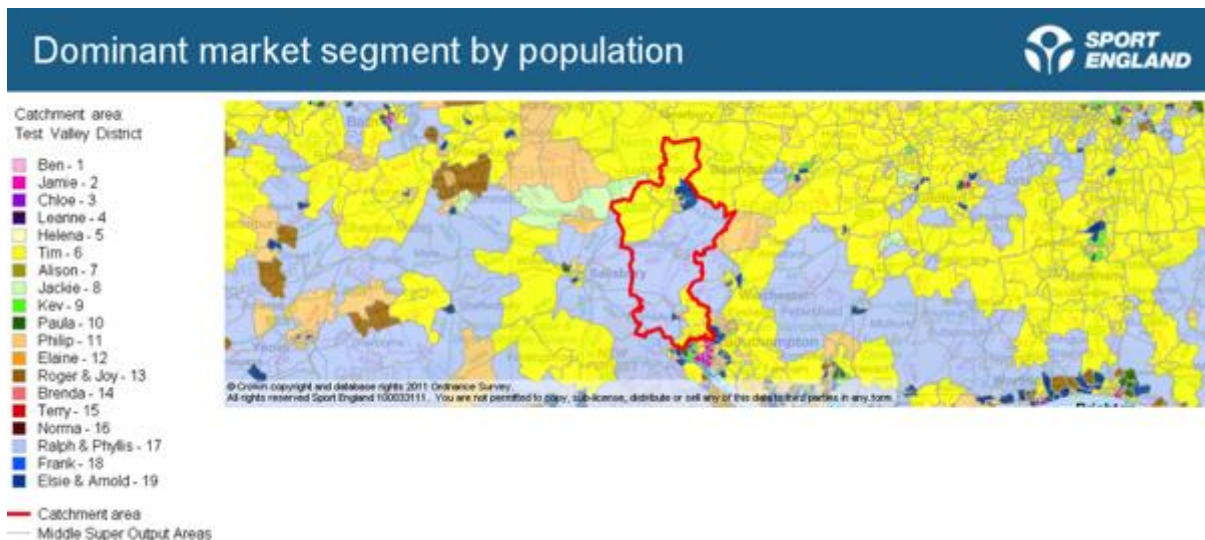


3.8 Profile of sports participation across Test Valley

3.8.1 The Active People Survey records participation of adults 16+ and links this with Mosaic Lifestyle Data. Building upon the survey findings, Sport England analysed data of the English population (18+) to create 19 market segments with individual sporting behaviour and attitudes (each given a common name). This research has been used to develop a best practice market segmentation-modelling tool to identify likely current and unmet demand across England. The tool profiles geographical areas for different sports as well as creating an overall profile for areas, highlighting common segments and their propensity to participate in different types of activities.

3.8.2 The following figures (map and chart) demonstrate the market segmentation profile for Test Valley. A list of the dominant market segments can be found below the figures. A full description of each profile can be found in Appendix A. Full details of this market segmentation tool can be found on the Sport England website⁵.

Figure 6: Dominant market segments by population and area



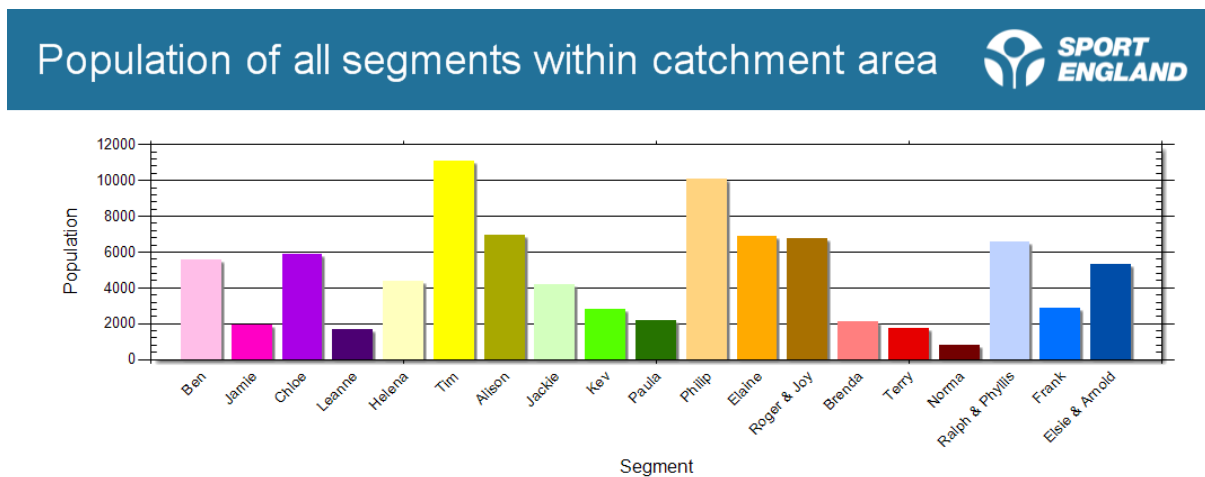
⁵ Source: <http://segments.sportengland.org>.



3.8.3 Figure 6 illustrates that the spatially dominant market segments across Test Valley are (a full description for each profile can be found within Appendix A):

- Tim
- Ralph & Phyllis
- Elsie & Arnold.

Figure 7: Market segments population within Test Valley



3.8.4 Figure 7 illustrates the dominant segments by population. This largely reflects the segments of residents in Andover and the larger settlements in the south east of Test Valley, reflecting their higher population compared with the more rural areas. The dominant segments comprise (see Appendix A for full segment descriptions):

- Tim
- Philip
- Alison
- Elaine
- Roger and Joy
- Ralph and Phyllis.

3.8.5 The segments with the higher participation rates aged between 16 and 34 are most likely to play pitch sports. Tim, the dominant segment, as well as Alison and Philip have a high presence in Test Valley, suggesting demand for pitch sports is likely, particularly football.



3.9 Participation rates

3.9.1 The following tables use Sport England's Active People Survey results to identify trends for the core sports. All values reflect annual results (October-October).

3.9.2 Rugby League has not been included in the analysis for this strategy following consultation with the NGB, who suggested there was no current or planned activity in Test Valley.

Table 1: Participation trends (football)

	2009/10 (APS4)	2010/11 (APS5)	2011/12 (APS6)	2012/13 (APS7)	Net change
Hampshire and IOW (CSP)	4.76%	4.74%	4.26%	4.17%	-0.59%
South East	4.10%	4.28%	3.96%	4.00%	-0.10%
England	4.96%	4.98%	4.94%	4.25%	-0.71%

Table 2: Participation trends (rugby)

	2009/10 (APS4)	2010/11 (APS5)	2011/12 (APS6)	2012/13 (APS7)	Net change
Hampshire and IOW (CSP)	-	-	-	-	-
South East	0.57%	0.29%	0.51%	0.36%	-0.21%
England	0.46%	0.42%	0.42%	0.37%	-0.09%

Table 3: Participation trends (cricket)

	2009/10 (APS4)	2010/11 (APS5)	2011/12 (APS6)	2012/13 (APS7)	Net change
Hampshire and IOW (CSP)	-	-	-	-	-
South East	0.40%	0.61%	0.42%	0.31%	-0.09%
England	0.41%	0.51%	0.43%	0.34%	-0.07%

Table 4: Participation trends (hockey)

	2009/10 (APS4)	2010/11 (APS5)	2011/12 (APS6)	2012/13 (APS7)	Net change
Hampshire and IOW (CSP)	-	-	-	-	-
South East	0.33%	0.16%	0.25%	0.26%	-0.07%
England	0.21%	0.19%	0.25%	0.20%	-0.01%

3.9.3 Due to small sample sizes, Sport England is unable to provide statistically reliable results for a number of sports at a county sport partnership (CSP) level.



3.9.4 In terms of absolute numbers, South East England has a population of 8,635,000 (2011 census) from which the above percentages represent the number of people that participate at least once per week in football, rugby, cricket and hockey; England has a population of 53,012,456 (2011 census).

3.10 Summary

3.10.1 The Active People Survey suggests that in the northwest and southeast of Test Valley there is a significant portion of people who are likely to be active, whereas in the remaining areas people have moderate to low levels of activity. The participation rates suggest a decline in participation across the region for all core playing pitch sports. However, this information is specific to those aged 16 and over, and local consultation within the following sections will confirm areas of specific growth or decline as well as the levels of demand for junior/youth and mini team sports.



4. FOOTBALL

4.1 Introduction

4.1.1 This section assesses the football pitches in Test Valley. The main outcomes are:

- Supply of the football pitches.
- Demand for football pitches.
- Understanding activity at the sites.
- How to address future need.

4.2 Pitch Supply

4.2.1 There are 133 pitches within Test Valley, which is made up of 75 adult pitches, 43 youth pitches and 15 mini soccer pitches. The audit of pitches suggests the following:

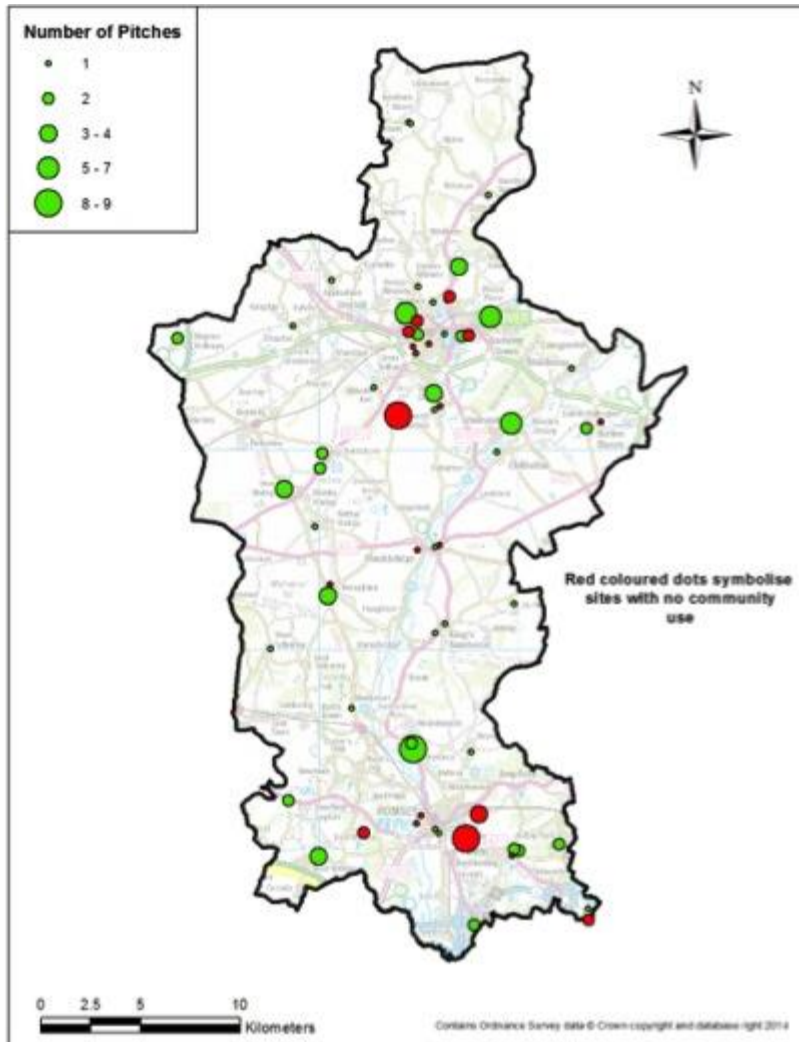
- 22% are owned and managed by schools, typically with limited or no accessibility.
- 34% are owned by a parish council.
- 19% are owned by TVBC, and provide community use.
- The remainder of pitches 26% are predominantly privately owned (clubs) or owned by parties such as the County Council.

4.2.2 There are 58 sites that are community accessible, of which 41 are in the northern sub area and 17 in the southern sub area. The following table provides an overview of the location of all sites.

4.2.3 Football pitches are widespread within Test Valley but the sites with the higher number of pitches are located close to Andover and Romsey.



Figure 8: Distribution of football pitches



Football Pitches



Table 5: Provision of football sites in Test Valley that are publicly accessible

Area	Number of sites	Number of pitches	Adult pitches	Youth pitches	Mini pitches
Northern sub area	41	60	41	13	6
Southern sub area	17	30	23	5	2
All areas	58	90	64	18	8



4.3 Cost (2014/15 Season)

- 4.3.1 Pitch costs vary according to the size of the pitch. The local council's pitches cost from £43.50 (Monday to Friday) to £53.85 per match (Saturday and Sunday) with half price for Under 16s.
- 4.3.2 If the pitch is floodlit then there is a supplement of £18.45. If the pitch is used only for training then the price is £12.50. For changing accommodation there is a supplement of £4.30.
- 4.3.3 The mini soccer pitches cost £12.50 per match. The Council's policy states no more than an increase of 3% per annum across all their playing pitches.
- 4.3.4 When comparing the prices with neighbouring authorities, Winchester's adult pitches cost £52.90 per match and the junior pitches £26.44 (including changing facilities). If there are no changing facilities the adult pitch costs £27.02 per match and the junior pitch £13.51. Salisbury City Council has recently introduced a policy of providing all their pitches free of charge. Previously the cost was £46.20 for an adult pitch and £21.60 for a junior pitch. Basingstoke and Deane Council charge £62.06 for an adult pitch, £31.25 for a junior pitch, £20.36 for a youth 9v9 pitch, £12.60 for a youth 7v7 pitch (excluding changing facilities) and £6.96 for a mini pitch (again excluding changing facilities).

4.4 Distribution of pitches and management type

4.4.1 TVBC owns and manages the following sites:

- Hunts Farm Sports Ground
- Romsey Sports Centre (managed by Valley Leisure)
- Knightwood Leisure Centre (managed by Valley Leisure)
- Charlton Sports Complex
- Walworth Sports Ground
- London Road Sports Ground
- Saxon Fields.

4.4.2 These sites provide 18 adult pitches, 6 youth and 1 mini soccer pitch. All the remaining sites are parish council, educational facilities or private use sites.



4.4.3 The largest football pitch sites (regardless of ownership) within Test Valley are:

- Farleigh School (9 pitches: 2 adult, 3 youth and 4 mini)
- Hunts Farm Sports Ground (7 pitches: 5 adult, 2 youth)
- Mountbatten School (8 pitches: 2 adult, 6 youth)
- Walworth Sports Ground (7 pitches: 5 adult, 1 youth and 1 mini)
- Wherwell Playing Fields (6 pitches: 2 adult, 4 youth)
- Charlton Sports Complex (5 pitches: 4 adult, 1 youth).

4.4.4 The distribution of pitches by ward (including carrying capacity and supply and demand balance) can be found in Appendix F.

4.5 Pitch quality

4.5.1 Each site (where access was possible) was visited and assessed by an independent body in accordance with the non-technical assessment guidance provided by the NGB. The following table summarises the results. Full details of the carrying capacity of each site by pitch type can be found in Appendix F.

Table 6: Football pitch quality overview⁶

Quality rating	All pitches	Adult pitches	Youth pitches	Mini pitches
Good 75-100% - Carrying capacity (games per week): Adult 3, youth 4, mini 6	9.9%	13.5%	0%	12.5%
Average 50-74.9% - Carrying capacity (games per week): Adult 2, youth 2, mini 4	47.7%	47.3%	51.7%	25%
Poor 0-49.9% - Carrying capacity (games per week): Adult 1, youth 1, mini 2	42.3%	39.2%	48.3%	62.5%

⁶ Percentages based on sites that were accessible – 79.3% of all football pitch sites (where a site assessment was possible).



4.5.2 There are a number of sites that demonstrate best practice, either in terms of pitch quality (and maintenance) or ancillary provision, these include:

- London Road Sports Ground (good quality pitch with suitable maintenance regime and with secured community use)
- Charlton Sports Complex (generally good quality surfaces that are flat and even but can suffer flooding. Also as a public space there are occasional issues with litter and casual use of goal areas)
- Hunts Farm Sports Ground (all pitches have a good even surface).

4.5.3 There were a number of sites that according to the assessment require attention to improve current provision. These include:

- Knightwood Leisure Centre (issues with flooding/waterlogging which can impact the slope of the pitch)
- Baddesley Recreation Ground (grass is too long, lots of damage to the surface and litter problems)
- Michelmersh and Timsbury Recreation Ground (poor drainage and issues with raised areas impacting the evenness of pitches).

4.5.4 The FA provides guidelines on pitch size for each age group, as outlined in Table 7. These dimensions have been taken into account within the site assessments.

Table 7: Recommended pitch sizes by the FA

Age	Type	Length (m)	Width (m)	Length with run off (m)	Width with run off (m)
Mini: U7 – U8	5 v 5	36.58	27.43	42.1	32.9
Mini: U9 – U10	7 v 7	54.86	36.58	60.4	42.1
Youth: U11 – U12	9 v 9	73.15	45.72	78.6	51.2
Youth: U13 – U14	11 v 11	82.3	50.29	87.8	55.8
Youth: U15 – U16	11 v 11	91.44	54.86	96.9	60.4
Youth: U17 – U18	11 v 11	100.58	64.01	106.07	69.5
Seniors	11 v 11	100.58	64.01	106.07	69.5



4.6 Demand

4.6.1 The following section provides an overview of the demand for football pitches in Test Valley. In terms of formal demand, there are 175 teams (based on verified responses from this study) of which there are 58 adult teams, 76 youth teams and 41 mini teams. A further 18 teams identified their home ground as outside the study area. Therefore we would expect a further 40 teams that provided no response (in line with the FA participation report). This equates to a demand for 29 home ground adult match equivalents per week and 38 youth match equivalents per week. If fixtures permit (i.e. not required at the same time) the minimum number of pitches needed to full unmet demand could be circa 8.5 FA rated good quality adult pitches, 9.5 good quality youth pitches, 7 good quality mini pitches (assuming there are no mini games played on the same site each week and the carrying capacity is as set out in Table 6). In addition there is training use of pitches, equating to 12.75 match equivalents per week for adult pitches (5 good quality pitches), 18.75 match equivalents for youth football (2 good quality pitches) and 9.75 mini soccer match equivalents (2 good quality pitches).

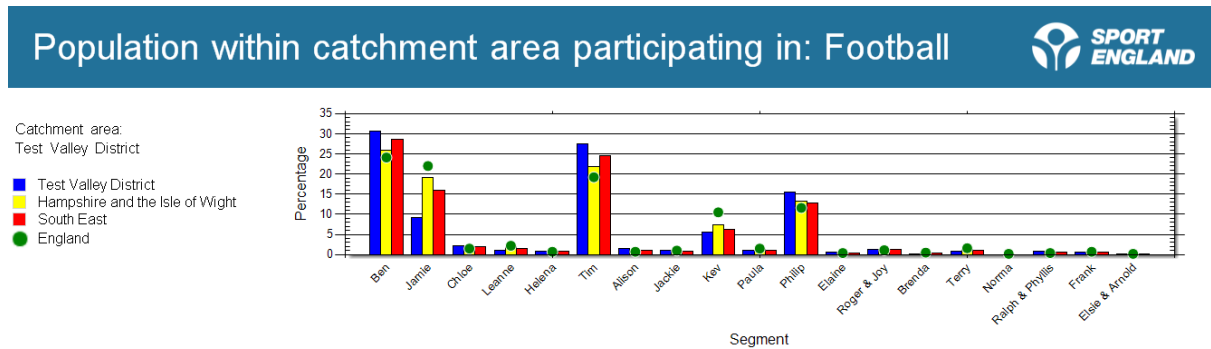
4.6.2 It is worth noting that when assessing mini football demand it is recommended that a site-by-site analysis is undertaken as often all play takes place on one hub site (with matches and training often combined). In addition, there is informal, and casual demand which also needs to be considered within the overall need for pitch provision. The following teams train on artificial grass pitches (AGPs), Andover Youth, Lions in the Community Youth, Andover New Street Youth, Shooters Youth, St Francis Youth and Michelmersh and Timsbury Youth. The demand from these teams has therefore been allocated to AGPs for training as opposed to the grass pitches.

4.7 Market Segmentation

4.7.1 Figure 9 demonstrates the range of key segments that are likely to participate most frequently in football across Test Valley. The segment 'Ben' is the dominant segment with 'Tim' and 'Philip' to follow. Apart from 'Jamie' all the other segments have relatively similar percentages compared with national figures. Details of each segment's description can be found in Appendix A.



Figure 9: Percentages of population playing football within Test Valley



4.7.2 In total there are projected to be 1,149 residents in Test Valley that would like to play football (compared with 5,999 that currently play).

Figure 10: Current football demand in Test Valley



4.8 Educational facilities

4.8.1 Most of the schools have their own playing fields but not all have been marked out as pitches. School pitch requirements are normally accommodated on their own sites. There are pitches within schools that can potentially be used by the community to accommodate teams from neighbouring sites however this matter needs further investigation.

4.9 Clubs and teams (Football Association data)

4.9.1 The Football Association stated that Test Valley has 73 affiliated clubs with a total of 233 teams that play in Test Valley. According to their 2013 audit, there are adult teams (31%), youth teams (43%) and mini sides (26%) (The FA Participation



Report, 2013). There are more teams in Test Valley according to the FA relative to this study as this study is more recent and teams have decreased.

4.9.2 The team to club ratio is 3:1. Therefore each club runs an average of three teams compared to the national ratio of 3.3:1, and the regional average of 3.7:1 (The FA, 2013).

4.9.3 One notable characteristic is that 22 adult clubs run only 11-a side teams with no youth or mini football sections.

4.9.4 Comments from key clubs that were collected through the online platform survey are listed below:

- Andover New Street Youth: Need for 3G AGP for all ages and up to 6 (mini), 11 (youth) and 4 (adult) pitches required to meet unmet demand in Test Valley.
- Andover Youth FC: Need for pitches and better parking.
- Michelmersh and Timsbury Sports Club (football): We would like to move our adult-pitch off the cricket-wicket for obvious reasons, on to a TVBC-owned site on the adjoining Hunt's Farm Playing Fields.
- Romsey Town Youth FC: Younger teams play at central venues organised by the league and so travel. Some older teams play further out of Romsey to play on good grass pitches. Need for 3G AGP provision for youth training. This could also be potentially accommodated by planned developments on Ganger Farm or Mountbatten 3G.
- Wolverdene Youth FC: Inability to identify managers, increasing cost of running teams (referee costs, pitch costs etc.), inability to attract new players.
- Shooters Youth FC: suggested poor drainage at Wherwell Playing Fields. Improving drainage through installation of pipe draining will help address shortfalls of carrying capacity on youth and mini pitches.

4.9.5 According to the FA, the number of teams has increased by 5 from the 2012/13 season and this number will potentially increase in the near future as many clubs expressed their intention to expand. Over the last seasons the following club developments occurred:

- 6 adult teams have ceased to play
- 7 youth teams have started up



- 4 mini sides have started up.

4.9.6 In relation to age groups, Figure 11 shows team, players and conversion rates for England, the South East and Test Valley.

Figure 11: Teams, players and conversion rates (The FA, 2013)

	Adult 11-a-side		Youth All Formats		Mini-Soccer	All Forms
	Male	Female	Male	Female	Mixed	Total
Test Valley						
No of Teams 13/14	70	3	90	10	60	233
No of Teams 12/13	76	3	86	7	56	228
Variance	-7.9%	0.0%	4.7%	42.9%	7.1%	2.2%
Players						
Players 13/14	1,260	54	1,494	117	600	3525
Players 12/13	1,368	54	1,548	126	560	3656
Conversion Rate 13/14	6.5%	0.3%	24.3%	2.0%	11.1%	6.2%
Conversion Rate 12/13	7.1%	0.3%	24.3%	1.1%	10.4%	6.3%
Variance	-0.6%	0.0%	0.0%	0.9%	0.7%	-0.1%
South East						
Conversion Rates 13/14	5.2%	0.2%	22.7%	1.8%	11.6%	5.4%
Conversion Rates 12/13	5.5%	0.2%	23.7%	2.0%	10.6%	5.5%
Variance	-0.3%	0.0%	-1.0%	-0.2%	1.0%	-0.1%
England						
Conversion Rate 13/14	4.7%	0.3%	18.7%	1.8%	10.1%	4.9%
Conversion Rate 12/13	5.2%	0.3%	20.5%	2.0%	9.6%	5.2%
Variance	-0.5%	0.0%	-1.8%	-0.2%	0.5%	-0.3%

4.9.7 The 233 teams in Test Valley play in 21 different leagues. Of these leagues, 11 are adult leagues. 4 teams have not been assigned to any league according to The FA data. The table shows that conversion rates (number of teams formed from each respective age group) are generally above regional and national averages in Test Valley with the only issue potentially being in mini football (below the regional average). The table also confirms the significant decline in adult male football over the last season.

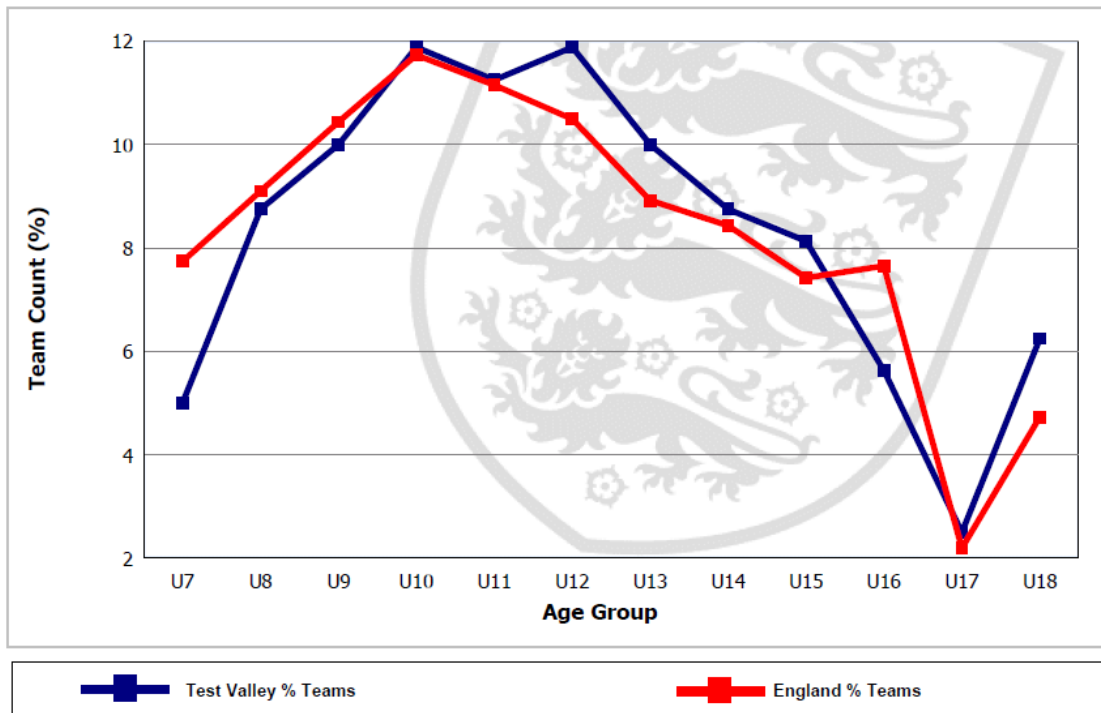


4.10 Membership Trends

4.10.1 In order to evaluate the need to build new pitch provision and ancillary facilities or renovate old sites in Test Valley, it's important to identify the membership trends for clubs across the previous three seasons.

4.10.2 Figure 12 shows that the participation rate profile in football at mini and youth level within Test Valley is broadly in line with the national average.

Figure 12: Youth teams as a proportion of U18 teams in Test Valley (The FA, 2013)



4.10.3 Table 8 suggests that there has been a positive net change in the number of teams playing football in Test Valley across the last three years, particularly with respect to mini football.



Table 8: Trends in football clubs

Type of team	Change over the last 3 years			Club projections
	Increase	Stayed the same	Decrease	Number of clubs that are projecting an increase
Senior	29.6%	63.0%	7.4%	8%
Junior	44.0%	32.0%	24.0%	62%
Mini	45.5%	40.9%	13.6%	30%

Source: FA (2013)

4.10.4 Some of those clubs that have lost teams over the previous three years stated the following common reasons:

- Wolverdene Youth FC (decreased in juniors and mini): Inability to identify managers, increasing cost of running teams (referee costs, pitch costs etc.), inability to attract new players.
- Michelmersh and Timsbury F.C: Mini soccer teams got older and moved up to the youth league.
- Southampton Women FC (who play at the Baddesley Recreation Ground): folded the reserve team due to lack of players.

4.11 Home ground feedback

4.11.1 Clubs were asked via the online consultation carried out by the independent body to feedback on the status of the quality of maintenance on their home ground. The following details the scores:

- Good: 36.4% of responding clubs
- Standard: 45.5%
- Poor: 13.6% (North Baddesley Playing Field, Michelmersh and Timsbury Recreation Ground)
- Unsuitable 4.5% (Upper Clatford Sports Field – Upper Clatford Youth F.C cancelled 30 matches last season)



4.11.2 Clubs were also asked whether the quality of pitches has changed recently.

Responses were as follows:

- Much better: 0% of responding clubs
- Slightly better: 10.7%
- No difference: 50.0%
- Slightly worse: 28.6%
- Significantly worse: 10.7% (Shipton Bellinger Playing Field).

4.12 Security of tenure and aspirations for self-management

4.12.1 Several clubs within Test Valley expressed their interest in increasing their club base by securing new provision and managing their own sites.

4.12.2 Many clubs already lease pitches from TVBC and there are no major issues identified in the security of tenure.

4.12.3 A summary of site and sport specific recommendations is provided in Section 8 of the report.

4.13 Team generation rates

4.13.1 The table below illustrates the breakdown of current team conversion rates based on the size of the relevant resident population within Test Valley. The table illustrates that the main growth areas are within youth football (estimated to be 3 new teams) and mini soccer (6 teams), however there is an estimated reduction in adult football (estimated at 7 teams).



Table 9: Impact of population projections on the need for sport provision (team generation rates)⁷

Current position	Age Groups	Population within Age group	Age group as a % of total active population	Number of Teams within age group ⁸	Teams generated per 1000 pop	Pop in age group needed to generate 1 team
Mini-soccer (U7-U10s)	6-9yrs	5,205	4.5%	60	12	87
Youth football	10-15yrs	8,587	7.4%	90	10	95
Men's football	16-45yrs	20,214	17.3%	70	3	289
Totals for football (both male and female aged 6-45)		55,105		233	4	237

Future projection (2021)	Age Groups	2021 population (estimated*)	Estimated number of teams (based on current TGR)	Number of new teams (net change)
Mini-soccer (U7-U10s)	6-9yrs	5,685	66	6
Youth football	10-15yrs	8,795	93	3
Men's football	16-45yrs	18,230	63	-7

4.14 Supply and demand balance (2014)

4.14.1 There are a large number of football sites, please see Appendix F for the full balance of pitch provision and Section 8 for site-specific recommendations to address imbalances. The overall position is summarised in Table 10, this suggests that there is currently an oversupply of 85.5 adult football matches (circa 29 good quality pitches), undersupply of 51 youth football matches (circa 13 good quality pitches) and undersupply of 10.5 mini football matches (circa 2 good quality pitch).

⁷ ONS data source 'Z1: 2012-based Subnational Population Projections. Local Authorities in England, mid-2012 to mid-2037' has been used to set out a baseline of the future population and does not include potential new housing allocations Includes full list of verified NGB teams associated with Test Valley.

⁸ Based on data from The FA (2013)



Table 10: Overall football balance (match equivalents)

Area	Adult football		Youth football		Mini football	
Northern sub area	+61.5 (match equivalents), circa 21 good quality pitches		-4.5 (match equivalents), circa 1 good quality pitches		-5.5 (match equivalents), circa 1 good quality pitch	
Southern sub area	+24 (match equivalents), circa 8 good quality pitches		-46.5 (match equivalents), circa 12 good quality pitches		-5 (match equivalents), circa 1 good quality pitch	
Overall balance	+85.5 (match equivalents), circa 29 good quality pitches		-51.0 (match equivalents), circa 13 good quality pitches		-10.5 (match equivalents), circa 2 good quality pitches	
	Supply: 128 carrying capacity	Demand: 42.5 match equivalents	Supply: 58 carrying capacity	Demand: 109 match equivalents	Supply: 38 carrying capacity	Demand: 48.5 match equivalents

4.14.2 Within the calculations for football balance, clubs have indicated where their training takes place and the average hours per week that training occurs. Clubs (such as Andover Youth F.C., Shooters Youth F.C., St. Francis Youth F.C.) that have indicated that they train at sites with AGPs have had their training demand removed from their home ground and instead input into these AGP pitches. However, for clubs (such as Braishfield Youth F.C., Romsey Town) that have indicated they train at a site where there is an AGP used for Hockey (Hampshire Collegiate School, John Hanson Community School and Romsey School), we have assumed demand remains on grass pitches after consultation with the schools provided information that the AGPs were not used for football block bookings.

4.14.3 In 2021 based on TGR we expect the demand from adult teams to drop, equating to 4 home matches per week and a further 8 match equivalents of training at each home ground (based on each team training on average for 2 hours per week). Therefore there will be a fall in demand across Test Valley for 4 good quality adult football pitches (in line with NGB non-technical carrying capacity guidance). Based on these assumptions and the above TGR analysis we would anticipate an additional demand for 4.5 youth (circa 1 good quality pitch) and 7.5 mini soccer match equivalents (circa 1 good quality pitch). These future requirements are in addition to the current requirements identified in Table 10.



4.15 Summary

- 4.15.1 There are a number of sites suitable for remarking of adult pitches (where there is currently an oversupply of provision) to address current mini and youth pitch shortfalls. Key sites include Walworth Sports Ground, Hunts Farm Sports Ground and Charlton Sports Complex (see Appendix G). Sites may also be appropriate for remarking owned by Parish Councils.
- 4.15.2 A full set of football recommendations is provided in Section 8, however it is clear that significant potential exists to grow mini and youth football over the coming years. There are a number of key site issues, driven predominantly by over use of these central sites and issues relating to drainage and maintenance regimes.



5. CRICKET

5.1 Introduction

5.1.1 This section assesses the cricket pitches in Test Valley. The main outcomes are:

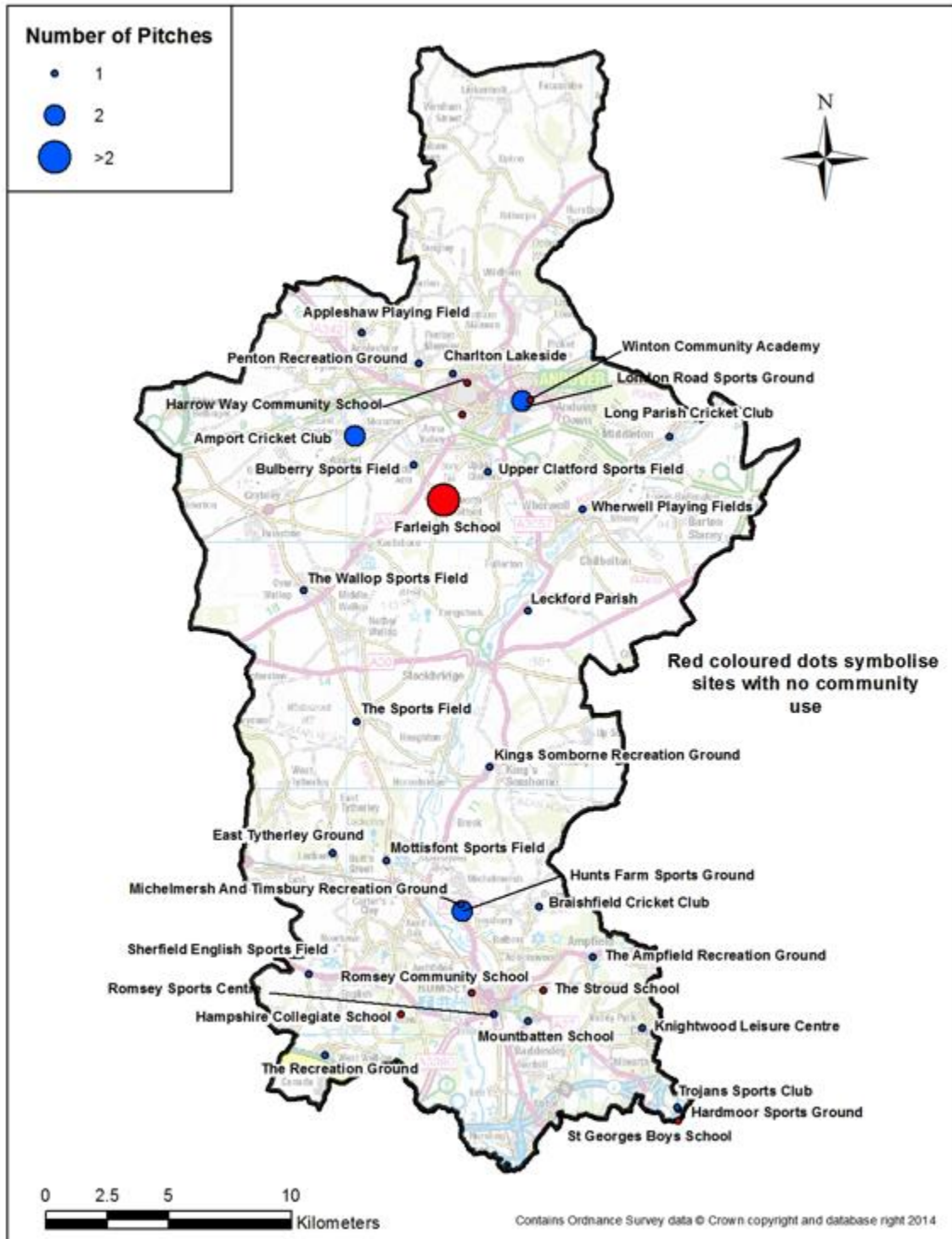
- Supply of the cricket pitches
- Demand for cricket pitches
- Understanding activity at the sites
- How to address future need

5.2 Pitch Supply

5.2.1 There are 33 sites with cricket wicket provision, of which 26 (28 pitches) have some form of community use. The following table provides an overview of the location of all pitches. Most of the cricket pitches within Test Valley are available for local community use meaning that sites within parishes are utilised by their residents. The majority of the pitches are owned privately by individuals (e.g. Amport Cricket Club) or clubs themselves, or leased directly from the Council (e.g. London Road Sports Ground).



Figure 13: Provision of Cricket pitches



Cricket Pitches





Table 11: Provision of cricket pitches in Test Valley that are publicly accessible

Area	Number of pitches
Northern sub area	12
Southern sub area	16
All areas	28

5.2.2 The main cricket sites are:

- Romsey Sports Centre (14 grass wickets)
- Hunts Farm Sports Ground (16 grass wickets)
- London Road Sports Ground (14 grass wickets and a non turf wicket)
- Amport Cricket Club (9 grass wickets and a non turf wicket)
- Trojans Sports Club (4 grass wickets).

5.3 Cost (2014/15 Season)

5.3.1 The cost to hire an adult cricket pitch is £43.10 from Monday to Friday and £56.10 on Saturday and Sunday with half price for juniors.

5.3.2 When comparing the pricing cost with neighbouring authorities, Winchester's adult pitches cost £70.27 per match and the junior pitches £35.15 per match (including changing facilities). Basingstoke and Deane charge £54.43 for adults and £34.75 for juniors per match. Salisbury, similar to football, currently has a free access policy for cricket pitches (previously the price was £46.20 and £15.60 for adults and juniors respectively).

5.4 Distribution of pitches and management type

5.4.1 TVBC owns and manages the following sites:

- Hunts Farm Sports Ground
- Knightwood Leisure Centre (managed by a trust)
- Romsey Sports Centre
- Charlton Sports Complex
- London Road Sports Ground.



5.5 Pitch quality

5.5.1 Each site was visited and assessed by an independent body in accordance with the non-technical assessment guidance provided by the NGB. The following table summarises the results. Full details of the carrying capacity of each site by pitch type can be found in Appendix F.

Table 12: Cricket pitch quality overview

Quality rating (ECB: grass wickets have a carrying capacity of 5 games per season, non-turf wickets 60 games per season)	Turf pitches (wickets)	Non-turf pitches (wickets) ⁹
Good 80%-100%	53.6%	60%
Average 60%-80%	42.9%	40%
Poor 0%-60%	3.6%	0%

5.5.2 Based on the above table there is a carrying capacity across Test Valley of 895 games per season on grass wickets and 660 on non-turf wickets, equating to 1,555 in total.

5.5.3 There are a number of sites that demonstrate best practice in accordance with the non-technical NGB guidance (and assessments undertaken by the independent body), either in terms of pitch quality (and maintenance) or ancillary provision, these include:

- Hunts Farm Sports Ground – Very good maintenance to the site (it is owned and managed by the TVBC), has 2 cricket pitches with 8 wickets each that can accommodate a significant capacity of games and training sessions. Overall good quality of the wickets. Good ancillary provision.
- Romsey Sports Centre – Cricket ground as well as wickets are in very good condition, because site is well maintained (it is owned and managed by TVBC). Good ancillary provision.
- Amport Cricket Club – Designated pitches have improved over the last year due to the maintenance regime. Good quality of wickets. Ancillary provision needs some improvement.

⁹ Note that adult cricket cannot be played on artificial wickets.



5.5.4 There were a number of sites that according to the assessment require attention to improve current provision. These include:

- The Wallop Sports Field - Wickets need fix/replacement (surface damage - cracks). Unofficial use and damage to outfield. Furthermore the wickets are old and tired and the pitch needs spiking, scarifying and seeding.
- Bulberry Sports Field - Need line markings and wicket improvement. Dog fouling and damage to the outfield.
- Upper Clatford Sports Field - Poor condition of the pitch (both wicket and outfield - uneven and not full grass coverage on outfield). Unofficial use, dog fouling and litter also on site.
- Baddesley Recreation Ground is non-operational.

5.5.5 The ECB provides guidelines on pitch size for each age group, as outlined in Table 13. These dimensions have been taken into account within the site assessments.

Table 13: Recommended pitch/wicket sizes by the ECB

Age	Type	Wicket Size (m)	Boundary Size	Six Pitch Square	Nine pitch square
Junior (Under 13)	Any	19.2m x 3.05m	92.36m x 88.41-97.56m	19.2m x 18.3m	19.2m x 27.45m
Seniors	Any	20.12 x 3.06m	111.56m x 106.6-128.04m	20.12m x 18.3m	20.12 x 27.45m

5.6 Demand

5.6.1 There are 14 cricket clubs in Test Valley and the largest ones are:

- Michelmersh & Timsbury Sports Club (Michelmersh & Timsbury Sports Ground)
- Old Tauntonians and Romsey Cricket Club (Romsey Sports Centre and East Tytherley Ground)
- Andover Cricket Club, youth section (London Road Sports Ground)
- Amport Cricket Club (own ground)

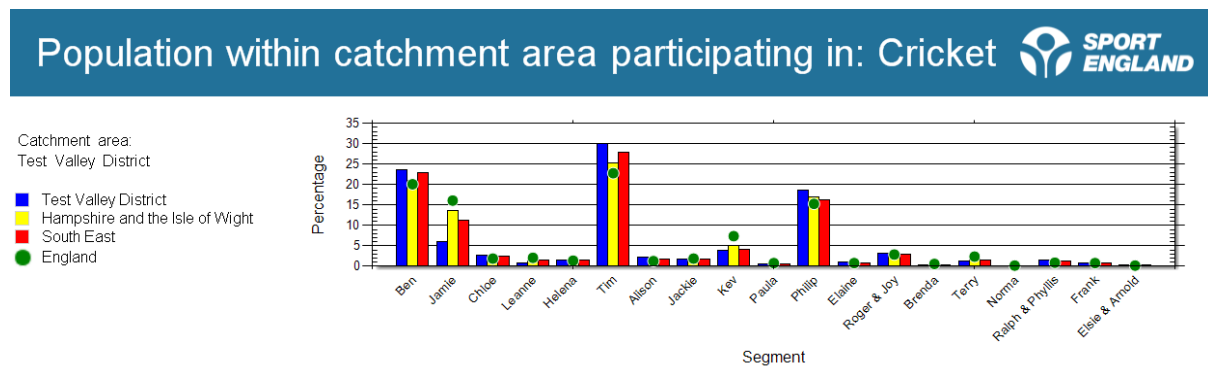
5.6.2 The clubs are evenly spread across Test Valley in small towns and villages. All the clubs play within Test Valley.



5.7 Market segmentation

5.7.1 The following figure demonstrates the range of key segments that are likely to participate more frequently in cricket across Test Valley. The segment ‘Tim’ is the dominant segment with ‘Ben’ and ‘Philip’ to follow (Appendix A contains full descriptions of each segment). Apart from ‘Jamie’ all the other segments have relatively similar percentages with the national ones.

Figure 14: Percentages of population playing cricket within Test Valley



5.7.2 In total there are projected to be 449 residents in Test Valley that would like to play cricket (compared with 880 that currently play).

Figure 15: Current cricket demand in Test Valley



5.8 Educational facilities

5.8.1 There is no requirement from schools to use community pitches as a number of schools have their own pitches. These pitches usually lack the quality and the standards required by the cricket association to play cricket but are suitable for



school use. The following sites have cricket pitches but no agreed access (and work may be required to reach a suitable NGB recommended playing standard):

- John Hanson Community School
- St George’s Boys School
- Hampshire Collegiate School
- Romsey School
- The Stroud School.

5.9 Clubs and Teams

5.9.1 Test Valley has 14 clubs with a total of 57 teams that play in Test Valley (27 adult teams and 30 junior teams). Therefore based on an average assumption of 10 home matches per seasons there is demand for 570 home games per season.

5.10 Membership trends

5.10.1 Table 14 outlines the trends in membership at the responding clubs.

Table 14: Trends in cricket clubs

Type of team	Change over the last 3 years			Clubs Projections
	Increase	Stayed the same	Decrease	Number of clubs that are projecting an increase
Senior Men’s	38.5%	53.8%	7.7%	21.0%
Senior Ladies	0.0%	90.9%	9.1%	0.0%
Junior	25.0%	75.0%	0.0%	0.0%

5.10.2 In general the main clubs have all increased the number of teams over the last two years with the only main decline being the loss of the fifth team at Andover CC (youth). The main growth areas have been at Longparish CC (additional adult and junior team). Michelmersh and Timsbury have plans for a further U17 junior team in 2014. Old Tauntonians and Romsey Cricket Club have increased by one senior and one colt team in the last three years. They have also incorporated East Tytherley Cricket Club.



5.11 Home ground feedback

5.11.1 Clubs were also asked via the online consultation carried out by the independent body whether the quality of pitches has changed recently. Responses were as follows:

- Much better: 0% of responding clubs
- Slightly better: 21.4%
- No difference: 64.3%
- Slightly worse: 14.3%
- Significantly worse: 0%

5.12 Security of tenure and aspirations for self-management

5.12.1 Amport Cricket Club currently owns its own site. Longparish CC has a lease until 2017 from the Middleton Estate and there is likely to be the need to renew this, particularly as the club is growing and becoming dependent on the site (they also use Leckford Parish, rented from the John Lewis Partnership). Michelmersh and Timsbury have a long lease on the Recreation Ground (23 years) and also use Hunts Farm Sports Ground. Old Tauntonians and Romsey CC have a lease from TVBC at Romsey Sport Centre as well as a 20 year lease on the East Tytherley Ground and rent Hunts Farm Sports Ground from TVBC. On a number of the TVBC sites where large cricket clubs have long leases and improvements are required, there may be the opportunity to consider extending the lease to enable the club to invest into upgrades.

5.13 Team generation rates

5.13.1 The table below illustrates the breakdown of current team conversion rates based on the size of the relevant resident population within Test Valley. The table illustrates that there will be a small decrease in demand for cricket through to 2021, with the reduction of 1 adult team and maintenance of current youth team levels.



Table 15: Impact of population projections on the need for sport provision (team generation rates)¹⁰

Current position	Age Groups	Population within Age group	Age group as a % of total active population	Number of Teams within age group	Teams generated per 1000 pop	Pop in age group needed to generate 1 team
Junior cricket	8-18yrs	15,640	13.4%	30	2	521
Senior cricket	19-65yrs	70,143	60.1%	27	1	2597

Future projection (2021)	Age Groups	2021 population (estimated*)	Estimated number of teams (based on current TGR)	Number of new teams (net change)
Junior cricket	8-18yrs	15732	30	0
Senior cricket	19-65yrs	67185	26	-1

5.14 Supply and demand summary

5.14.1 Based on the carrying capacity calculation there are no sites that have an undersupply of provision. However up to a certain level, it should be noted that non turf pitches are only suitable for junior matches and should not be used to accommodate adult demand. Although even with non-turf pitches excluded there is still adequate grass provision across all key sites to accommodate senior matches. A summary of the balance between sub areas is provided in Table 16.

5.14.2 A full set of cricket recommendations is provided in Section 8, however it is clear that significant potential exists to grow youth cricket over the coming years (with many teams expanding this section over the last two years and indicating potential for further growth). There are a number of key site issues, driven predominantly by over use of these central sites and need for sufficient ancillary provision (Romsey Sport Centre and London Road Sports Ground).

¹⁰ ONS data source 'Z1: 2012-based Subnational Population Projections. Local Authorities in England, mid-2012 to mid-2037' has been used to set out a baseline of the future population and does not include potential new housing allocations. Includes full list of verified NGB teams associated with Test Valley.



Table 16: Overall Cricket balance

Area	Supply (carrying capacity)	Demand	Cricket (balance of home game matches) ¹¹
Northern sub area	750 match equivalents	310 match equivalents	+440 (equivalent to 88 grass wickets)
Southern sub area	805 match equivalents	260 match equivalents	+545 (equivalent to 109 grass wickets)
Overall balance	1555 match equivalents	570 match equivalents	+985 (equivalent to 197 grass wickets)

5.14.3 Table 16 shows the overall balance of home game matches within Test Valley, excluding sites without community access (e.g. schools) as suggested by the ECB. While the above table shows sufficient provision in terms of wicket capacity to meet demand from teams each season, it should be noted that there may be playing time pinch points at certain times during the summer, particularly at the weekends.

5.14.4 Based on 2021 TGR projections there will be a small decrease in senior cricket teams (1 team) leading to a fall in demand of 10 home games per season. With the current oversupply of cricket provision, there should be no problems in the future regarding undersupply of cricket provision.

5.15 Summary

5.15.1 In conclusion there is an adequate supply of both grass and non turf wicket provision across Test Valley to meet current and projected demand. The focus should be on improving the quality of wickets and especially ancillary provision (pavilions) at key sites, which may be enabled through extending leases and encouraging the larger clubs to take ownership of sites.

¹¹ Carrying capacity has been based on each non-turf wicket having a Carrying Capacity of 60 matches and each turf (grass) wicket has been given a carrying capacity of 5 matches a season, unless independent site assessments indicated otherwise. If unknown it is assumed a team plays 10 home games per season.



6. RUGBY UNION

6.1 Introduction

6.1.1 This section evaluates the provision and local need for rugby union pitches. Outside of school demand there are only three main clubs, Andover RFC, Trojans Rugby Club, and Romsey RFC, with Andover RFC located within the northern sub area, Romsey RFC and Trojans Rugby Club in the southern sub area. This section considers the following:

- Supply of the rugby union pitches
- Demand for rugby union pitches
- Understanding activity at the sites
- How to address future need.

6.2 Pitch supply

6.2.1 There are 11 junior and 19 senior rugby union pitches within Test Valley, of which 2 junior pitches and 7 senior pitches (4 sites in total) are community accessible (see Table 17), Figure 16 identifies the location of these pitches.

6.2.2 Community accessible pitches are located at the three home grounds (Trojans Sports Club, Romsey Sports Centre and The Goodship Ground) and schools. Other educational facilities can accommodate rugby matches and training sessions but do not have secure community use agreements and are therefore not counted as community access in this study.

Table 17: Provision of rugby pitches in Test Valley that are publicly accessible

Site Name	Junior Rugby Union	Senior Rugby Union
Northern sub area	2	2
Southern sub area	0	5
Total	2	7



6.3 Cost (2014/15 Season)

6.3.1 Pitch costs vary according to the size of the pitch. The local council's pitches cost from £43.50 (Monday to Friday) and £53.85 per hour (Saturday and Sunday) with half price for Under 16s.

6.3.2 If the pitch is floodlit then there is a supplement of £18.45. If the pitch is used only for training then the price is £12.50. For changing accommodation there is a supplement of £4.30.

Table 18: Council's rugby pitches costing (2014¹²)

Adults	Monday to Friday	£43.50
	Saturday/Sunday	£53.85
Under 16		Charged at 50% of the full fee
Supplement for use of floodlit pitch	Per hour	£18.45
Training	Per pitch/hour	£12.50
Changing accommodation supplement (where available)		£4.30

6.3.3 In comparison with other local authorities, Winchester charge £19.95 for adult and £12.31 for junior pitches. Basingstoke and Deane charge £38.06 for adult and £18.84 for junior pitches. Salisbury City Council does not manage any rugby pitches (prices are governed by local clubs).

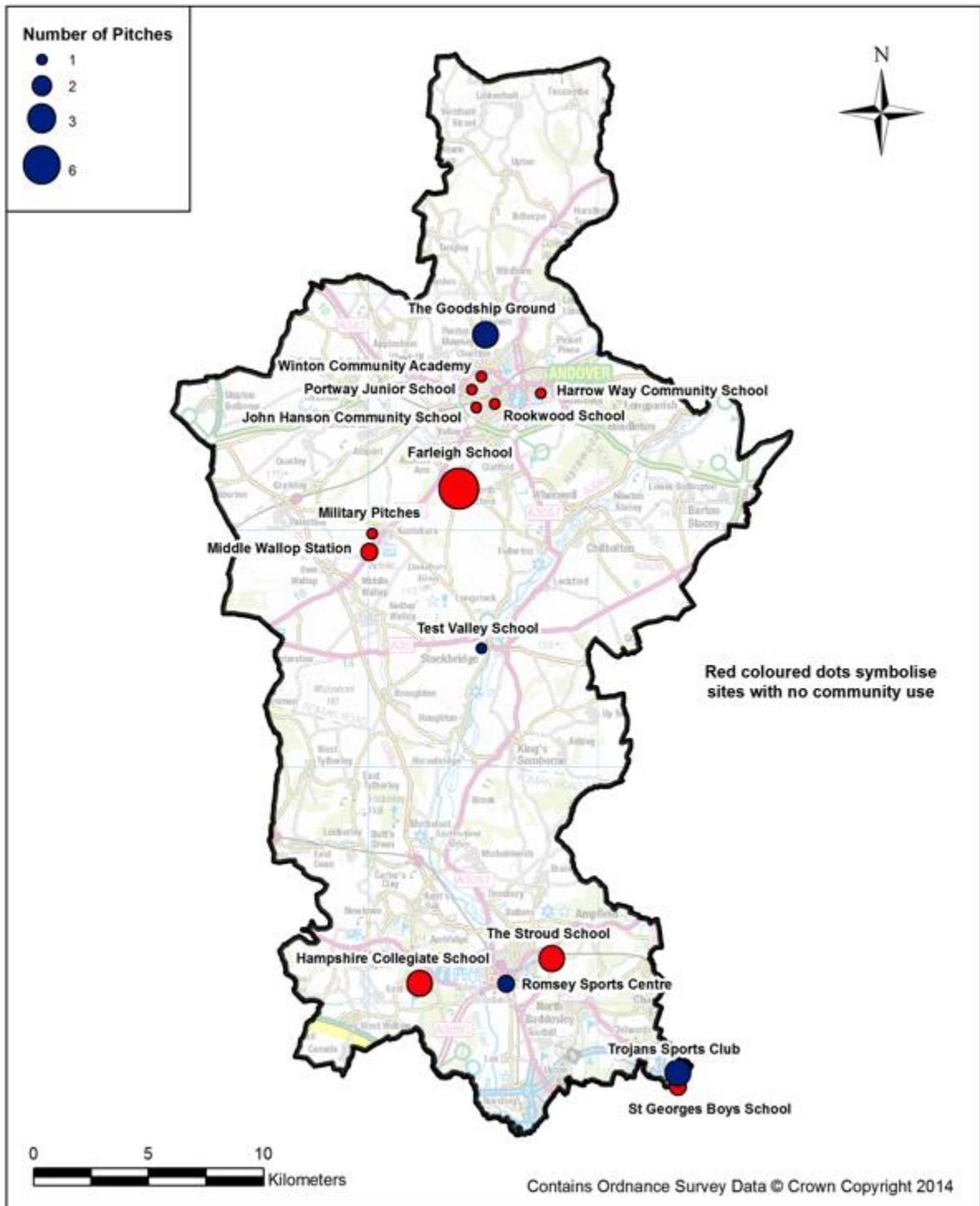
6.4 Distribution of pitches and management type

6.4.1 Figure 16 illustrates the distributions of pitches across Test Valley. The Goodship Ground and Trojans Sports Club are managed by the resident clubs whereas Romsey Sport Centre is managed by Valley Leisure. All other sites are owned and managed by schools.

¹² Council policy states no more than an increase of 3% per annum.



Figure 16: Distribution of Rugby union pitches



Rugby Union Pitches





6.5 Pitch quality

6.5.1 Each site was visited and independently assessed in accordance with the non-technical assessment guidance provided by the NGB. The following table summarises the results for the club home grounds. Limited pitch maintenance information (which determines carrying capacity) was provided by all schools, which is why they are not included in Table 19 (home grounds only). Full details of the carrying capacity of each site by pitch type can be found in Appendix F.

Table 19: Rugby pitch quality overview (club home grounds only)

Quality rating	Carrying capacity (games per week)	Total number of pitches	Number of adult pitches	Number of junior pitches
D0/M1	1.5	5	3	1
D1/M0	1.5	2	2	
D2/M1	2.5	2	2	
M0 = action is significant improvements to maintenance programme		D0 - action is pipe drainage system needed on pitch		
M1 = action is minor improvements to maintenance programme		D1 - action is pipe and slit drainage needed on pitch		
M2 = action is no improvement to maintenance programme		D2 - action is slit drainage needed on pitch		
		D3 - no action needed on pitch drainage		

6.5.2 From the independent assessment, there are a number of sites that demonstrate best practice, either in terms of pitch quality (and maintenance) or ancillary provision, these include:

- The Goodship Ground (generally good quality surface although limited parking)
- Trojans Sports Club (good quality surface).



6.5.3 The third site, according to the assessment, requires attention to improve current provision. This comprises:

- Romsey Sport Centre (very heavy usage in concentrated areas means a lot of bare areas needing heavy resoiling and seeding at the end of each season).

6.5.4 The RFU provides guidelines on pitch size for each age group, as outlined in Table 20. These dimensions have been taken into account within the site assessments.

Table 20: Recommended pitch sizes by the RFU¹³

Age	Type	Length (m)	Width (m)	Length with run off (m)	Width with run off (m)
U7-U8	Incl. goal area	70m	30m	80m	40m
U9 – U10	Incl. goal area	70m	35m	80m	45m
U11 – U12	Incl. goal area	70m	43m	80m	53m
Seniors	Incl. goal area	144m	70m	154m.	80m

*Under 12 rugby can be played within senior pitches. From the age of 13, rugby is played on a senior pitch.

6.6 Demand

6.6.1 There are three rugby union clubs in Test Valley, Trojans Rugby Club, Andover RFC and Romsey RFC. Trojans Rugby Club has 3 adult teams (2 male and 1 ladies) and 12 junior-youth teams (U7s to U18s), Andover RFC has 4 adult teams (3 male and 1 ladies) and 11 junior-youth teams (U7s to U18s), while Romsey RFC has 2 male adult teams and 6 junior teams (U7s to U12s).

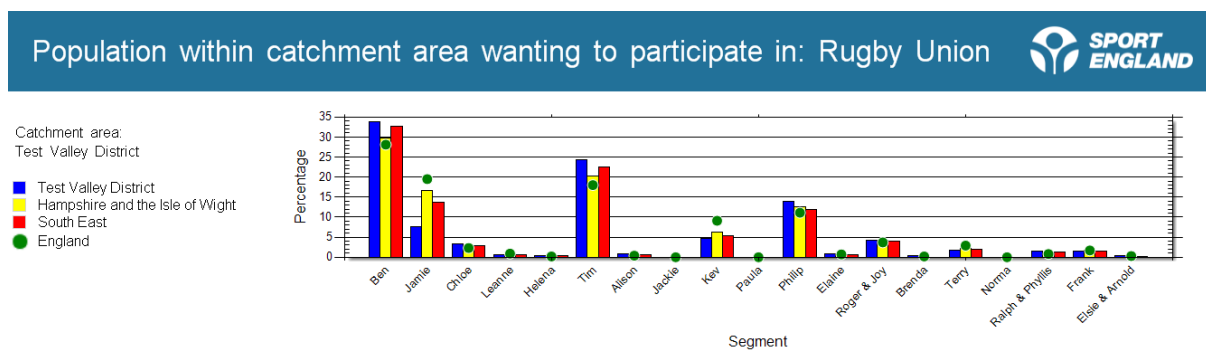
¹³ All dimensions are Maximum values set by the RFU.



6.7 Market Segmentation

6.7.1 Using the Sport England profiling tool, an indication of types of people who participate in rugby is provided in Figure 17. The main segments playing rugby in Test Valley are Ben, Tim and Phillip (Full details of each segment can be found in Appendix A). The same profile applies to Hampshire and the Isle of Wight (County Sports Partnership) and the South East.

Figure 17: People likely to participate more in Rugby Union



6.7.2 The following three figures illustrate the demand for rugby around the home grounds of the main sites. Based on a 5km catchment around Andover RFC (The Goodship Ground) there is projected to be 135 residents wanting to play. Around Romsey Sports Centre there is projected to be 97 residents wanting to play more while around Trojans Sports Club it is 679 residents. Across Test Valley as a whole, it is projected that 337 want to play and 1,381 currently play.

Figure 18: Current rugby demand around The Goodship Ground





Figure 19: Current rugby demand around Romsey Sport Centre

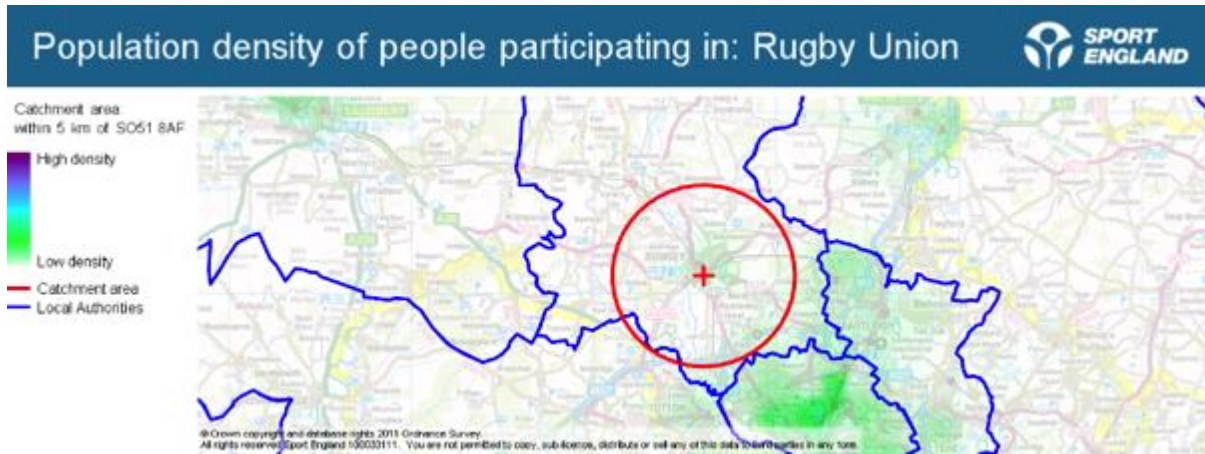
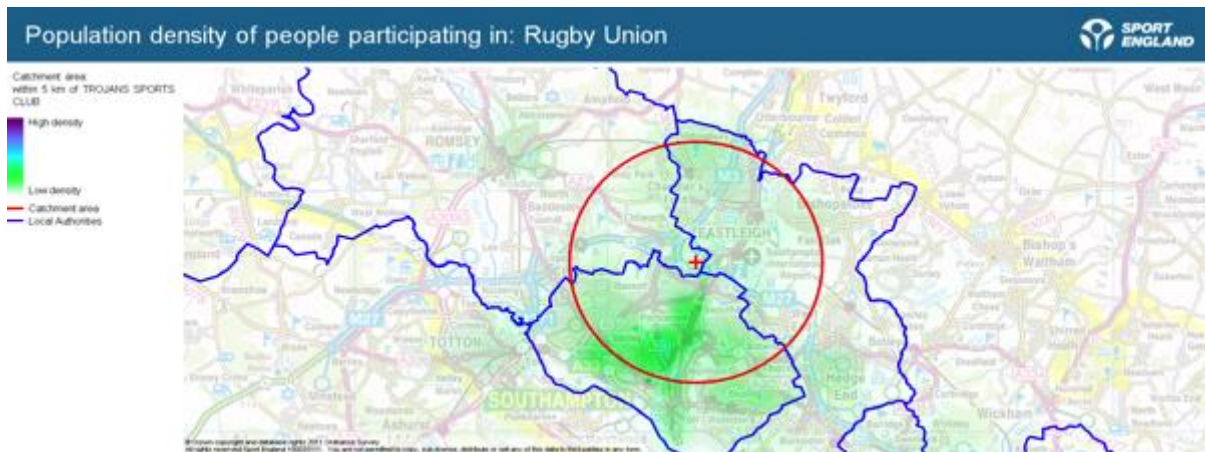


Figure 20: Current rugby demand around Trojans Sports Club



6.8 Educational facilities

6.8.1 There are no requirements from schools to use community pitches as a number of schools have several pitches, including:

- Farleigh School (6 pitches: 2 adult and 4 junior)
- Hampshire Collegiate School (3 pitches: 3 senior pitches)
- The Stroud School (2 pitches: 2 junior)
- St George's Boys School (2 pitches: 1 adult and 1 junior).



6.8.2 None of these schools have indicated that they have secured community use agreements with local clubs. This is an opportunity for the three main rugby clubs to establish links with schools, utilise any spare pitch capacity and establish a 'feeder' partnership. However, the National Governing Bodies recommend that rugby is played on a single site.

6.9 Clubs and teams

6.9.1 There are only three clubs in Test Valley. Romsey Rugby Football Club has 2 adult teams and 6 junior teams, all of which play at Romsey Sport Centre. From the online survey the club has suggested it struggles for space and often has to negotiate with schools to find available pitches.

6.9.2 Andover Rugby Football Club has 4 adult teams and 11 junior teams. Specific comments collected via the online survey from the club include:

- At present there is little/no space and so the plan is to hold away matches mainly. We also look to support additional teams within a variety of Mini/midi and junior teams, once we have additional playing/training space available.
- For some years now we have stopped a successful "Fun-Day" event held at the club to encourage more players aged U7-U12, as we are at capacity in terms of playing and training space at the Goodship Ground. Once additional space is available, we would re-instate the "Fun-Day" promotion aimed at mini/midi and extend our public awareness campaign to include outlying villages, schools and especially among the new military housing and camps that are being established in this locality.
- Aims of the club are to "match current demand from within the community; to increase representation of ladies and girls teams; to reduce the impact on the limited number of pitches; to widen our appeal to a greater geographical area (including greater community involvement following the influx of military personnel and families to Test Valley).
- We are liaising with the RFU to secure an increase in playing facilities, (pitches) and to enhance the floodlighting to allow additional playing and training events to go ahead.



- The important challenge for the club, also identified by the RFU, is ensuring that the club does not have to use satellite venues, supporting potential investment in The Goodship Ground. The growth of the club should be in line with the club's rugby development principles and involve a sustainable business model.

6.9.3 The third club is Trojans Rugby Club which has 3 adult teams and 12 junior teams. Specific comments from the club includes:

- Development plans include rebuilding the clubhouse and creating new areas.
- Principal facility needs to embrace additional space and more changing rooms in order to play all sports.
- Some drainage issues with all pitches (Trojans Sports Club).
- More grass growth is required as all pitches are overused.

6.10 Membership Trends

6.10.1 To identify the trends in the capacity of rugby teams, Andover RFC, Romsey RFC and Trojans RFC were asked if their number of teams has increased in the last three years. The following table shows the results.

Table 21: Participation trends by age group for the last three years

Team	Senior (19-45 ages)	Colts (U18-19 ages)	Junior (U13-17 ages)	Mini/midi (U7-12 ages)
Romsey RFC	Stayed the same	Stayed the same	Decreased	Stayed the same
Andover RFC	Decreased	Stayed the same	Stayed the same	Stayed the same
Trojans RFC	Increased	Increased	Increased	Stayed the same

Table 22: Club reported projected growth in rugby clubs

Type of team	Number of clubs that are projecting an increase	Number of new teams (projected)
Senior	2	2
Junior/colt	3	15
Mini	1	3



6.10.2 Romsey RFC has indicated a desire to increase the club by 5 junior boys teams and 1 colt boy team. Andover RFC has suggested it has plans to increase by 1 women's team, 3 junior boys teams, 1 junior girls team and 3 mini teams. Trojans RFC plans to increase by 1 senior women team, 2 junior boys teams, 2 junior girls teams and 1 colt boy's team. Therefore Romsey RFC and Andover RFC have a decreased participation in the junior (U13-U17) and in the senior (19-45) groups respectively. No decrease in participation for Trojans RFC.

6.11 Home ground feedback

6.11.1 Clubs were asked via the online consultation carried out by the independent body to feedback on the status of the quality of maintenance on their home ground. The following details the scores:

- Good: 100% of responding clubs.

6.11.2 Clubs were also asked whether the quality of pitches has changed recent. Responses were as follows:

- Slightly poorer: 33% (The Goodship Ground)
- No difference: 33% (Romsey Sports Centre)
- Slightly better: 33% (Trojans Sports Club).

6.11.3 The Goodship Ground score was rated "Adequate" by the club via the independent site assessment. In line with the RFU non-technical assessment guidance the drainage rating is D2. Thus water-logging is an issue that leads to cancellation of matches and training session.

6.11.4 The overall pitch quality at Romsey Sports Centre was rated "Poor" by the club via the independent assessment. In line with the RFU non-technical assessment guidance the drainage rating is D2. In addition, the site is used as a general recreation space by residents, which through the winter season has an adverse impact on the quality of the site and therefore carrying capacity of the pitches. In 2014 the pitch stock at this site was reconfigured to allow for a training area for rugby to reduce pressure on the pitches.

6.11.5 According to the independent assessment Trojans Sports Club's natural drainage system is likely to reduce the carrying capacity (this is supported by feedback from the club).



6.12 Security of tenure and aspirations for self-management

6.12.1 Trojans Sports Club is currently exploring options that could enable the site to expand its carrying capacity. It is recommended that this includes as a priority additional junior rugby provision. A partnership with Solent University is also being explored.

6.12.2 There are no issues with the security of tenure for Romsey Sports Centre and The Goodship Ground, as the council owns them. All other sites that have rugby union pitches are mostly private schools and clubs (Trojans Sports Club) that do not face any potential issues with security of tenure.

6.12.3 A summary of site and sport specific recommendations is provided in Section 8 of the report.

6.13 Team Generation Rates

6.13.1 The table below illustrates the breakdown of current team conversion rates based on the size of the relevant resident population within TVBC. The table illustrates that rugby has no significant changes in estimated number of teams.

Table 23: Impact of population projections on the need for sport provision (team generation rates)

Current position	Age Groups	Population within Age group	Age group as a % of total active population	Number of Teams within age group	Teams generated per 1000 pop	Pop in age group needed to generate 1 team
Junior rugby - boys	13-17yrs	3,652	3%	29	7.9	126
Men's rugby	18-45yrs	18,719	16%	7	0.4	2,674
Women's rugby	18-45yrs	19,539	17%	2	0.1	9,770
Totals for Rugby Union		45,722		38	0.8	1,203



Future projection (2021)	Age Groups	2021 population (estimated ¹⁴)	Estimated number of teams (based on current TGR)	Number of new teams (net change)
Junior rugby - boys	13-17yrs	3,645	29	0
Men's rugby	18-45yrs	16,813	6	-1
Women's rugby	18-45yrs	17,416	2	0

6.14 Supply and demand summary

6.14.1 Table 24 demonstrates the carrying capacity and current demand for all three community club home ground sites (pitch estimates are based on the M2/D3 RFU drainage and maintenance guidance as detailed in table 19). The aspiration of Romsey RFC (long term) is to transfer all the club's activity currently on Romsey Sports Centre to Ganger Farm.

Table 24: Overall rugby balance

Site Name	Senior Rugby Union (matches)		Junior Rugby Union (matches)	
Romsey Sports Centre	-2 (circa 1 good quality pitch)		-8 (circa 3 good quality pitches)	
	Supply: 3.0 carrying capacity	Demand: 5.0 match equivalents	Supply: 0.0 carrying capacity	Demand: 8.0 match equivalents
The Goodship Ground	-6 (circa 2 good quality pitches)		-19 (circa 6 good quality pitches)	
	Supply: 5 carrying capacity	Demand: 11 match equivalents	Supply: 1.5 carrying capacity	Demand: 20.5 match equivalents
Trojans Sports Club	-3 (circa 1 good quality pitch)		-17.5 (circa 6 good quality pitches)	
	Supply: 4.5 carrying capacity	Demand: 7.5 match equivalents	Supply: 0.0 carrying capacity	Demand: 17.5 match equivalents

¹⁴ ONS data source 'Z1: 2012-based Subnational Population Projections. Local Authorities in England, mid-2012 to mid-2037' has been used to set out a baseline of the future population and does not include potential new housing allocations. Includes full list of verified NGB teams associated with Test Valley.



Overall Balance for club pitches	-11 (circa 4 good quality pitches)		-44.5 (circa 15 good quality pitches)	
	Supply: 12.5 carrying capacity	Demand: 23.5 match equivalents	Supply: 1.5 carrying capacity	Demand: 46 match equivalents

6.14.2 All sites have a major undersupply especially in junior rugby union pitches based on site assessments. Therefore the provision cannot meet the level of demand currently and it is likely that the quality of the sites will continue to deteriorate if additional playing and training sites are not available.

6.14.3 Andover RFC has already highlighted that it is planning to expand its teams, thus it needs to move teams to play on neighbouring grounds or increase the capacity of the existent home grounds (of which plans are currently being progressed by Andover RFC). TGR calculations have shown that there are no significant changes in estimated number of teams with only men's rugby decreasing in number of teams, leading to a fall in demand of 0.5 matches per week. The first option is more viable for Andover RFC as there are alternative sites that could accommodate teams from Andover, subject to community use agreements from schools (which isn't always possible). The recommended alternative is to expand the ground (progressing with existing plans) to create a central rugby hub in the north of Test Valley. Therefore increasing capacity of The Goodship Ground should be supported.

6.15 Summary

6.15.1 Andover RFC plans to encourage additional growth across mini and junior teams as well as girls and ladies teams, and consequently needs greater capacity across their current site (The Goodship Ground). This is preferable to alternative provision at a satellite venue with secured community use. Should the use of a satellite venue be unavoidable, then subject to security of use, the following sites may be able to accommodate future community rugby demand:

- Harrow Way Community School
- Rookwood School
- Winton Community Academy
- John Hanson Community School.



- 6.15.2 TVBC could look to explore the potential of additional Council's owned rugby pitches (to be available for hire) through new site developments and pitch reconfigurations.
- 6.15.3 Romsey RFC intends to grow however the need for additional provision is less urgent.
- 6.15.4 Trojans RFC plans to increase its teams but it needs more space, additional room in the changing facilities and an improved clubhouse. There is a significant undersupply of rugby provision at this site and TVBC should look to work with Eastleigh Borough Council, the RFU and any other relevant third parties (potentially Solent University) to identify feasible expansion options.
- 6.15.5 A full break down of sport and site recommendations is provided in Section 8.



7. HOCKEY

7.1 Introduction

7.1.1 This section assesses the hockey provision in Test Valley. The main outcomes are:

- Supply of the hockey pitches
- Demand for hockey pitches
- Understanding activity at the sites
- How to address future need.

7.2 Pitch supply

7.2.1 Hockey is now exclusively played on AGPs (Artificial Grass Pitches)¹⁵. The Sport England guidance (2010) indicates that the following surfaces are suitable for hockey:

- Water based (high level Hockey)
- Sand filled (preferable surface)
- Sand dressed (acceptable surface)
- Short pile 3G (not acceptable surface) – only for U7 and U8 teams training.

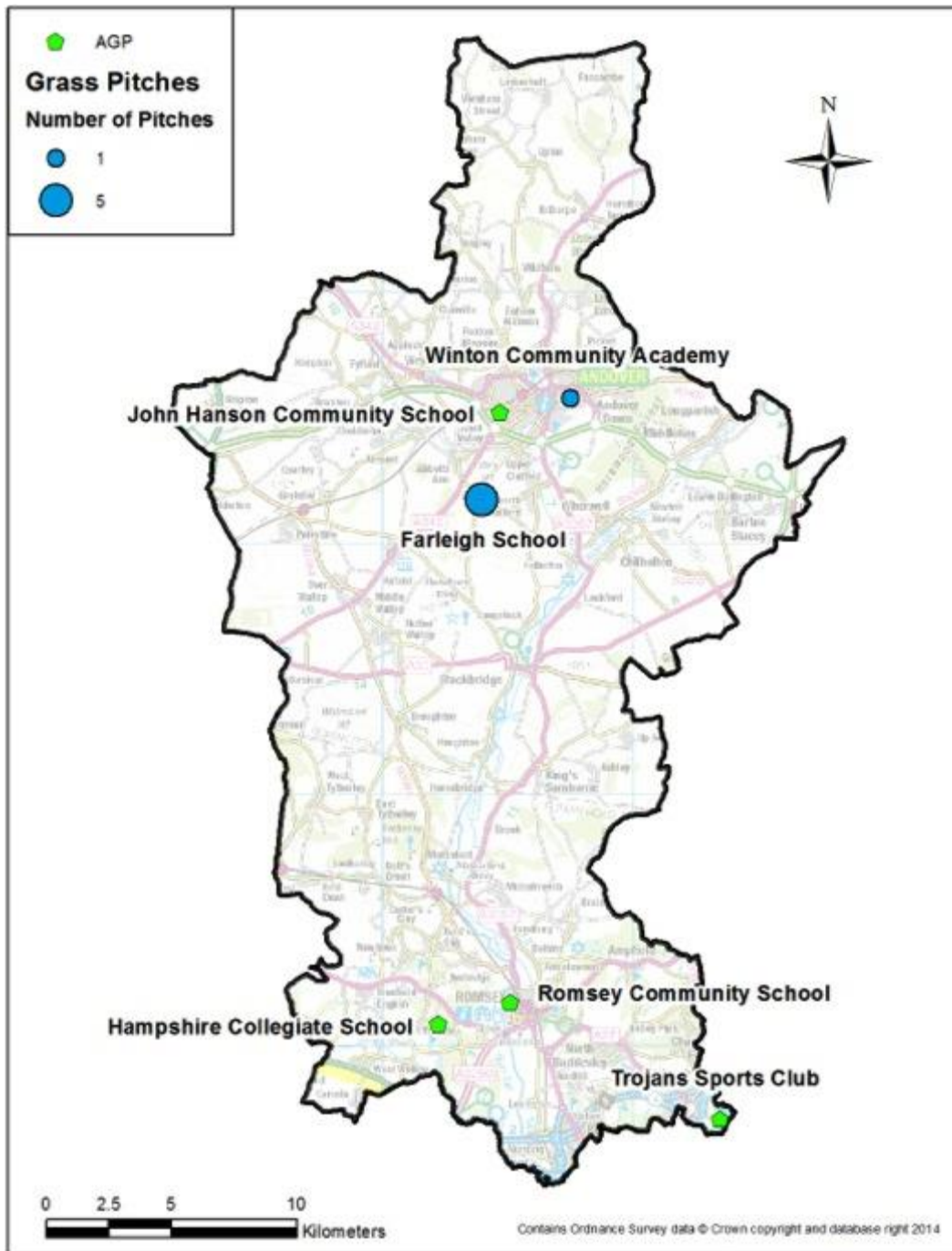
7.2.2 There are 4 AGPs suitable for hockey in Test Valley. These are shown in Figure 21. Hampshire Collegiate School and Trojans Sports Club have sand dressed surfaces whereas John Hanson Community School and Romsey School have sand filled. None of these are exclusively designated as hockey pitches in the Borough. This means that hockey clubs and other sports (e.g. football) can be looking to book the same space at the same time. This can create pinch points for the community accessible pitches, as pitch based sports often have the same peak usage requirements.

7.2.3 According to the consultation undertaken as part of this study there are no football clubs that utilise the AGPs at the schools and there are no community football club block bookings at the schools. However, the Council has indicated that there may be football teams that do use these sites therefore the use of these AGPs can be under pressure from both sports.

¹⁵ Grass pitches cannot be used by any competitive hockey teams in Test Valley due to league regulations and therefore should not be considered within the total pitch stock.



Figure 21: AGPs and hockey grass pitches sites¹⁶



Hockey Pitches



¹⁶ Grass pitches shown for information but they cannot be used for competitive hockey within the Borough.



7.2.4 John Hanson Community School is the home ground for the Andover Hockey Club. Romsey School and Hampshire Collegiate School are the two home grounds for the Romsey Hockey Club. Trojans Hockey Club has their own home ground at Trojans Sports Ground.

7.3 Cost (2014/15 Season)

7.3.1 Pitch costs vary according to the size of the pitch and the site. On average a full AGP costs £84 per hour and a half size AGP £60 per hour in Test Valley.

7.3.2 If the pitch is floodlit then there is a supplement of £24 for a full size AGP and £12 for a half size AGP.

7.4 Pitch quality

7.4.1 Each site was visited and assessed by an independent body in accordance with the non-technical assessment guidance provided by the NGB. The following table summarises the results. Full details of the carrying capacity of each site by pitch type can be found in Appendix F.

Table 25: AGP pitch quality overview

Quality rating	AGPs
Good 80%+	25%
Standard 51-79%	75%
Poor up to 50%	0%

7.4.2 There are a number of sites that demonstrate best practice, according to the independent assessments, either in terms of pitch quality (and maintenance) or ancillary provision, these include:

- Trojans Sports Club has good ancillary facilities and standard pitch quality
- Hampshire Collegiate School has a good quality AGP.

7.4.3 There were a number of sites that according to the independent site assessment require immediate attention to improve current provision. These include:

- John Hanson Community School has poor drainage, pitch surface is poor and pitch fencing is also poor
- Romsey School's pitch is an old, sand-based pitch, not ideal for hockey use
- Hampshire Collegiate School changing facilities are remote from the pitch and present problems managing junior events.



7.4.4 England Hockey provides guidelines on pitch size for each age group, as outlined in Table 26. These dimensions have been taken into account within the site assessments.

Table 26: Recommended pitch sizes by the England Hockey

Age	Type	Length (m)	Width (m)	Length with run off (m)	Width with run off (m)
Junior	Mini Hockey	55m	43m	63	50.7
Seniors	Standard	91.4m	55m	101.4m	63m

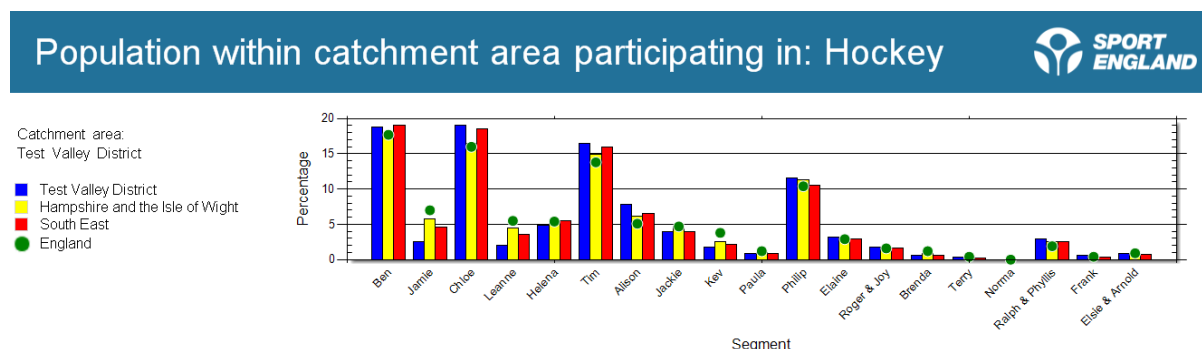
7.5 Demand

7.5.1 There are 3 hockey clubs within Test Valley, Andover Hockey Club, Romsey Hockey Club and Trojans Hockey Club. Andover Hockey Club is located in the north of Test Valley while Romsey and Trojans Hockey Clubs in the south of Test Valley.

7.6 Market Segmentation

7.6.1 The following figure demonstrates the range of key segments that are likely to participate more frequently in hockey across Test Valley.

Figure 22: Current participant segments in hockey



7.6.2 The above figure reveals that the top segments for hockey are Chloe, Ben and Tim (Full segment details are provided in Appendix A).

7.6.3 The profile of participants is more varied than other sports as both male and female segments play regularly. Across the authority there are projected to be 346 players.



7.6.4 Further analysis suggests that there is a high latent demand for playing hockey. The market segmentation tool projects that there are 193 residents that would like to play or play more hockey.

7.7 Educational facilities

7.7.1 As identified above the majority of AGP provision is on school sites. There are good quality sites that are available for community use. Currently the key school sites being used are John Hanson Community School (Andover Hockey Club – 17 teams), Romsey School (Romsey Hockey Club – 15 teams), and Hampshire Collegiate School (Romsey Hockey Club – 6 teams). There are no other schools with suitable pitch provision that are not being currently used.

7.8 Clubs and teams

7.8.1 There are 3 clubs in Test Valley, details of these and their current needs are outlined below (self-reported via the online survey).

7.8.2 Andover Hockey Club (John Hanson Community School: 17 teams (5 men's, 3 ladies, 4 boys, 3 girls, 1 mixed junior, 1 mixed adult)). The club has indicated potential capacity to grow at its current home ground. They are currently working with John Hanson Community School, TVBC and England Hockey to secure the future use of John Hanson Community School's AGP (that requires resurfacing) and they are also looking to work with Armed Forces colleagues to explore the option of a second home pitch. The club is keen to raise funds for both options but needs to focus on the John Hanson Community School pitch in the immediate future. It currently has some funds that can be put towards resurfacing but needs confirmation from the school with regard its future. The need for resurfacing is supported by the site assessment in this study. Comments from the club include:

- We use the British Legion as our clubhouse as the league requires us to provide after match teas and refreshments. This works well but our aim would be to have our own, or shared, clubhouse. We hold our social and fundraising events also at the British Legion. When required to use Bulford (pitch now condemned following storms) we have difficulty in providing after match teas.
- Move some of the junior teams away from 3G AGPs (Charlton Sports Complex) and focus all play around Andover with better changing provision.



7.8.3 Romsey Hockey Club (Romsey School and Hampshire Collegiate School: 21 teams (5 men's, 5 ladies, 1 mixed adult, 3 boys, 3 girls, 4 mini)). There is potential to expand at the current home grounds but this needs to be confirmed and secured.

Comments from the club include:

- The club does not own any of its own facilities other than playing or coaching materials and kit
- Need for more evening training venues and winter floodlit league.
- It would also be most helpful to have access to post match hospitality facilities adjacent to the pitch, as well as an astroturf warm up area close to the match playing pitch.
- Need for better changing facilities.
- (Romsey School) It is just about playable but is worn out and in urgent need of replacement. It is also a sand filled pitch which is not ideal for hockey use, and would ideally be replace with a sand dressed pitch which is far better suited to the requirements of the modern game.
- (Hampshire Collegiate School) It is remote from the town and is difficult to access. The changing facilities are remote from the pitch and present problems managing junior events. Emergency access is poor.

7.8.4 Trojans Hockey Club (Trojans Sports Centre: 19 teams (4 ladies, 7 men's, 5 boys, 3 girls)). The club has plans to undertake a major clubhouse refurbishment, additional pitch space, resurface drive and expand car parking. Comments from the club include:

- We are experiencing a large increase in the demand for juniors across all age groups. We require more pitch space to accommodate the players, but we also need more space for car parking, and changing. We need to expand the number of coaching staff we have, as well as their qualifications.

7.9 Membership Trends

7.9.1 With regard to the membership trends in the last three years, Andover Hockey Club states that the senior and mini hockey teams increased participation whereas junior teams stayed the same.

7.9.2 Romsey Hockey Club increased its senior teams but the junior and mini teams stayed the same.



7.9.3 Trojans Hockey Club increased its senior and junior teams but mini teams stayed the same.

7.9.4 Thus hockey clubs have an upward trend when it comes to membership trends and there may be justification to increase (new pitches or transfer use) the provision of hockey pitches.

Table 27: Previous and projected changes in hockey teams

Type of team	Change over the last 3 years			Clubs Projections Number of clubs that are projecting an increase
	Increase	Stayed the same	Decrease	
Senior	100.0%	0.0%	0.0%	3
Junior	33.3%	66.6%	0.0%	1
Mini	33.3%	66.6%	0.0%	1

7.10 Home ground feedback

7.10.1 Clubs were also asked via the online consultation carried out by the independent body whether the quality of pitches has changed recently. Responses were as follows:

- Slightly better: 0%
- No difference: 50%
- Slightly poorer: 25%
- Much poorer: 25% (Andover Hockey Club)

7.11 Security of tenure and aspirations for self-management

7.11.1 According to the club responses via the online platform there are key issues that may limit the clubs' potential to attract current unmet demand across Test Valley. These issues regard security of tenure for Andover and Romsey Hockey Clubs.



7.11.2 In reality as two of the main clubs are dependent on school sites there is concern over securing adequate availability to allow the clubs to grow. With both Andover and Romsey Hockey Clubs expanding consistently there will be a need in the near future to provide suitable additional AGP provision in both the main towns (with secured community use agreements). There appears to be an appetite amongst these main clubs to take responsibility over assets in order to facilitate funding.

7.12 Team Generation Rate

7.12.1 The table below illustrates the breakdown of current team conversion rates based on the size of the relevant resident population within TVBC. The table illustrates that there is little change estimated in the number of hockey teams with a small increase in junior boys hockey while both male and female adult teams are expected to reduce.

Table 28: Impact of population projections on the need for sport provision (team generation rates)

Current position	Age Groups	Population within Age group	Age group as a % of total active population	Number of Teams within age group	Teams generated per 1000 pop	Pop in age group needed to generate 1 team
Junior hockey – boys	11-15yrs	3,546	3.0%	15	4.2	236
Junior hockey – girls	11-15yrs	3,701	3.2%	9	2.4	411
Men's hockey	16-45yrs	20,214	17.3%	21	1.0	963
Women's hockey	16-45yrs	21,099	18.1%	12	0.6	1,758
Totals for Hockey		462,268		57	0.1	8,110



Future projection (2021) ¹⁷	Age Groups	2021 population (estimated*)	Estimated number of teams (based on current TGR)	Number of new teams (net change)
Junior hockey – boys	11-15yrs	3,739	16	1
Junior hockey – girls	11-15yrs	3,538	9	0
Men's hockey	16-45yrs	18,230	19	-2
Women's hockey	16-45yrs	18,733	11	-1

7.13 Supply and demand summary

7.13.1 A high level balance is provided in Table 29. Full details are provided in Section 8.

Table 29: Overall hockey balance¹⁸

Area	Supply (community access) – hours per week	Demand (matches + training) – hours per week	Balance– hours per week
Northern sub area	29	38	-9
Southern sub area	159	68.5	90.5
Overall balance	188	106.5	81.5

Table 30: Overall hockey balance

Site	Supply (community access) – hours per week	Demand (matched + training) – hours per week	Balance – hours per week
Hampshire Collegiate School (south)	22	6 + 3	13
John Hanson Community School (north)	29	18 + 20	-9
Romsey School (south)	42	15 + 8	19
Trojans Sports Club (south)	95	19 + 17.5	58.5
Trojans Sports Club (south) – Weeknights 18:00-23:00 + Weekends	45	19 + 17.5	9.5

¹⁷ ONS data source 'Z1: 2012-based Subnational Population Projections. Local Authorities in England, mid-2012 to mid-2037' has been used to set out a baseline of the future population and does not include potential new housing allocations. Includes full list of verified NGB teams associated with Test Valley.

¹⁸ Assumption one match = 2 hours (full AGP) therefore on average 1 hour per week per team on home grounds, and 1 hour training = 0.5 hours (half pitch per team) every week (all on the home ground).



7.13.2 The above table illustrates a general undersupply in the north, as there is only one site (John Hanson Community School), and an oversupply in the south. However it should be noted that there are significant playing time pinch points due to the timing of matches being mainly at the weekend (league schedules). Each of the main hockey clubs has alluded to this being either a current or potential issue.

7.13.3 A typical AGP provides 40 of hours per week of community use if located on an educational site, or approximately 76 hours if located at a public leisure facility. It is estimated by 2021 with the additional projected teams that there will be demand for approximately 15 hours of additional AGP use per week for hockey (at peak times), which equates to less than half an AGP (sand filled).

7.14 Summary

7.14.1 There are 4 suitable AGPs (sand filled/dressed) for hockey, provided at Trojans Sports Club, Romsey School, John Hanson Community School and Hampshire Collegiate School. None of these are exclusively designated as hockey pitches in the Borough. This means that hockey clubs and other sports can be looking to book the same space at the same time.

7.14.2 Sport England's market segmentation indicates that there is a high latent demand for playing hockey in Test Valley.

7.14.3 There is an upward trend in hockey participation, which may justify the increase of the provision of suitable AGPs, particularly if they were to be supported by Romsey and Andover hockey clubs in order to help facilitate external funding.

7.14.4 Given the pressures on peak time provision (on suitable sand filled AGPs) it is not recommended that any existing pitches are lost.

7.14.5 A full breakdown of sport and site recommendations is provided in Section 8.



8. SUMMARY OF KEY ISSUES AND RECOMMENDATIONS

8.1 Sport summary

8.1.1 This section summarises all the findings from the above sections 4 – 7 and brings to the table emerging issues for each sport.

8.2 Football

Table 31: Football summary table

Issue	Details
Pitch stock	<p>Number of community accessible pitches</p> <ul style="list-style-type: none"> • Northern sub area = 41 adult, 13 youth and 6 mini • Southern sub area = 23 adult, 5 youth and 2 mini <p>Balance</p> <p>Adult football</p> <ul style="list-style-type: none"> • Northern sub area: +61.5 (oversupply 21 good quality pitches) • Southern sub area: +24 (oversupply 8 good quality pitches) <p>Youth football</p> <ul style="list-style-type: none"> • Northern sub area: -4.5 (oversupply of 1 good quality pitch) • Southern sub area: -46.5 (undersupply of 12 good quality pitches) <p>Mini football</p> <ul style="list-style-type: none"> • Northern sub area: -5.5 (undersupply of 1 good quality pitch) • Southern sub area: -5 (undersupply of 1 good quality pitch)
Membership	<p>Football is the most popular team sport in terms of participation in Test Valley with a total of 233 teams and 73 Football Clubs excluding the semi-professional sides.</p> <p>The largest clubs with regard to the number of teams are:</p>



	<ul style="list-style-type: none"> • Andover New Street Youth FC • Barton Stacey Youth FC • St Francis Youth FC • Wolversdene Youth FC • Broughton (& Youth) FC • Romsey Town Youth FC
Distribution of teams	Football teams are spread across Test Valley.
Facilities used	<p>Football teams use a number of sites across Test Valley.</p> <p>The major public sites for football are at Barton Stacey Recreation Ground, Knightwood Leisure Centre, Wherwell Playing Fields, The Sports Field (Broughton) and Hunts Farm Sports Ground.</p> <p>These were assessed independently (as per FA technical guidance) and generally deemed to be of good quality.</p>
Clubs self reported home ground issues	<p>Andover New Street Youth: Need for 3G AGP for all ages and up to 6 (mini), 11 (youth) and 4 (adult) pitches required to meet unmet demand in Test Valley.</p> <p>Andover Youth FC: Need for pitches and better parking.</p> <p>Michelmersh And Timsbury Sports Club (football): We would like to move our adult-pitch off the cricket-wicket for obvious reasons, on to a TVBC-owned site on the adjoining Hunt's Farm Playing Fields.</p> <p>Romsey Town Youth FC: Younger teams play at central venues organised by the league and so travel. Some older teams play further out of Romsey to play on good grass pitches. Need for 3G AGP provision for youth training. This could also be potentially accommodated by planned developments on Ganger Farm or Mountbatten 3G.</p> <p>Wolversdene Youth FC: Inability to identify managers, increasing cost of running teams (referee costs, pitch costs etc.), inability to attract new players.</p> <p>Shooters Youth FC: suggested poor drainage at Wherwell Playing Fields. Improving drainage through installation of pipe draining will help address shortfalls of carrying capacity on youth and mini pitches.</p>



<p>Independent assessment home ground issues</p>	<p>Knightwood Leisure Centre - issues with flooding/waterlogging which can impact the carrying capacity. Baddesley Recreation Ground - grass is too long, lots of damage to the surface and litter problems. Michelmersh And Timsbury Recreation Ground - poor drainage and issues with raised areas impacting the evenness of pitches.</p> <p>There is a need to remark a number of sites so that suitable size pitch provision meets the demand of different types of teams. Full details can be found in Appendix G.</p>
---------------------------------------------------------	------------------------------------------------------------------------------------------------------------------------------------------------------------------------------------------------------------------------------------------------------------------------------------------------------------------------------------------------------------------------------------------------------------------------------------------------------------------------------------------------------------------------------------------------------------

8.3 Cricket

Table 32: Cricket summary table

Issue	Details
<p>Pitch stock</p>	<p>Number of community accessible pitches</p> <ul style="list-style-type: none"> Northern sub area = 12 Southern sub area = 16 <p>Balance</p> <ul style="list-style-type: none"> Northern sub area: + 440 (equivalent to 88 grass wickets) Southern sub area: +545 (equivalent to 109 grass wickets) <p>Grass wickets generally have a carrying capacity of 5 matches per season while artificial wickets have a carrying capacity of 60 matches per season.</p>
<p>Membership</p>	<p>There are 14 main cricket clubs in Test Valley where Andover Cricket Club youth section, Michelmersh & Timsbury Sports Club, Old Tauntonians and Romsey Cricket Club are the largest clubs.</p>
<p>Distribution of teams</p>	<p>Cricket clubs are evenly spread across Test Valley – representing small towns and villages in remote rural areas.</p>



<p>Facilities used</p>	<p>Our model has recorded all the cricket pitches that are available for community use in Test Valley. Of these, the majority are owned privately by parish councils or by clubs (Ampport CC). 5 sites are owned by TVBC and hired to the community.</p>
<p>Clubs self reported home ground issues</p>	<p>Langley Manor Cricket Club - Prefer to play at or nearer to our club home ground but Hunts Farm Sports Ground is the best facility and available.</p> <p>Michelmersh and Timsbury Sports Club - Pitch quality is poorer than last year because a football pitch overlaps the wicket and adverse weather conditions.</p>
<p>Independent assessment home ground issues</p>	<p>Romsey Sport Centre/London Road Sports Ground – Improvements in club’s own ancillary (pavilion) provision.</p> <p>East Tytherley - Ground outfield is too small/uneven.</p> <p>Ampport Cricket Club - Uses a generator for electricity.</p> <p>Michelmersh and Timsbury Rec Ground - Poor with an undersized outfield.</p> <p>The Wallop Sports Field - Wickets need fix/replacement (surface damage - cracks). Unofficial use and damage to outfield. Furthermore the wickets are old and tired and the pitch needs spiking, scarifying and seeding.</p> <p>Bulberry Sports Field - Need line markings and wicket improvement. There is dog fouling and damage to the outfield.</p> <p>Upper Clatford Sports Field - Poor condition of the pitch (both wicket and outfield - uneven and not full grass coverage on outfield). Unofficial use, dog fouling and litter also on site.</p> <p>Baddesley Recreation Ground - Non-operational.</p>



8.4 Rugby Union

Table 33: Rugby Union summary table

Issue	Details
Pitch stock	<p>Number of community pitches</p> <ul style="list-style-type: none"> • Northern sub area = 4 • Southern sub area = 5 <p>Balance for home grounds Romsey Sports Centre: Adult -2 (circa 1 good quality pitch), Junior -8 (circa 3 good quality pitches) The Goodship Ground: Adult -6 (circa 2 good quality pitches), Junior -19 (circa 6 good quality pitches) Trojans Sports Club: Adult -3 (circa 1 good quality pitch), Junior -17.5 (circa 6 good quality pitches)</p>
Membership	<p>There are three main rugby union clubs within Test Valley – Andover RFC, Romsey RFC and Trojans Rugby Club. Each has numerous junior and youth teams as well as adult sides. Andover RFC has 5 male adult teams, 1 female adult team and 11 junior teams; Romsey RFC has 2 male adult teams and 6 junior teams; Trojans Rugby Club has 3 adult teams and 12 junior teams.</p>
Distribution of teams	<p>Andover RFC is located in the north Test Valley area whereas Romsey RFC is located in the south Test Valley area close to Romsey town centre. Trojans Rugby Club is located on the boundary with Eastleigh in the south east of Test Valley.</p>
Facilities used	<p>The Goodship Ground is leased from the Council. Romsey Sports Centre is hired from the Council. Trojans Sports Club is privately owned. Most of the remaining rugby union facilities are at school sites.</p>
Clubs self reported home ground issues	<p>Romsey RFC - From the online survey the club has suggested it struggles for space and often has to negotiate with schools to find available pitches. Romsey RFC needs additional pitches. In addition more than 7 matches/training</p>



were cancelled due to flooding.

Andover RFC - At present there is little/no space and so the plan is to hold away matches mainly. We also look to support additional teams within a variety of Mini/midi and junior teams, once we have additional playing/training space available. For some years now we have stopped a successful "Fun-Day" event held at the club to encourage more players aged U7-U12, as we are at capacity in terms of playing and training space at the Goodship Ground. Once additional space is available, we would re-instate the "Fun-Day" promotion aimed at mini/midi and extend our public awareness campaign to include outlying villages, schools and especially among the new military housing and camps that are being established in this locality. Aims of the club are to “match current demand from within the community; to increase representation of ladies and girls teams; to reduce the impact on the limited number of pitches; to widen our appeal to a greater geographical area (including greater community involvement following the influx of military personnel and families to Test Valley). We are liaising with the RFU to secure an increase in playing facilities, (pitches) and to enhance the floodlighting to allow additional playing and training events to go ahead. Andover RFC requires additional training/playing space as they look to support additional mini/mid and junior teams as well as girls and ladies teams. Also, more than 7 matches/training were cancelled due to water logging

Trojans RFC - Developments plans include rebuilding the clubhouse and creating new areas. Principal facility needs to embrace additional space and more changing rooms in order to play all sports. Some drainage issues with all pitches (Trojans Sports Club). More grass growth is required as all pitches are overused. Trojans Rugby Club is planning to expand its ground.



<p>Independent assessment home ground issues</p>	<p>Andover RFC's ground scored (as per RFU assessment criteria) was 'adequate' and Romsey RFC's ground scored 'poor' in terms of the maintenance rating. The drainage rating is D2 (action is slit drainage needed on pitch) and D1 (action is pipe and slit drainage needed on pitch) respectively.</p> <p>Provision at Trojans Sport Ground was deemed to be adequate.</p> <p>There are additional rugby pitches at the Hampshire Collegiate School, Farleigh School, and Middle Wallop Station. Most pitches are potentially not available for community hire. The majority of these pitches were rated 'Good'.</p>
---------------------------------------------------------	------------------------------------------------------------------------------------------------------------------------------------------------------------------------------------------------------------------------------------------------------------------------------------------------------------------------------------------------------------------------------------------------------------------------------------------------------------------------------------------------------------------------------------------------------------------------------------------------------------------------

8.5 Hockey

Table 34: Hockey summary table

Issue	Details
<p>Pitch stock</p>	<p>There are currently 4 AGPs in use with Hockey provision:</p> <p>John Hanson Community School – Balance: -9 hours Hampshire Collegiate School – Balance: 13 hours Romsey School – Balance: 19 hours Trojans Sports Ground – Balance: 9.5 hours if use only at weeknights and weekends taken into account, 58.5 hours if use based on availability all day</p>
<p>Membership</p>	<p>There are three main hockey teams within Test Valley – Andover Hockey Club, Romsey Hockey Club and Trojans Hockey Club.</p>
<p>Distribution of teams</p>	<p>Andover Hockey Club is located in the north Test Valley area, whereas Romsey and Trojans Hockey Clubs are located in the south and southeast of Test Valley respectively</p>



<p>Issues and constraints</p>	<p>Romsey Hockey Club struggle for sufficient training times at Hampshire Collegiate School. In addition, the pitch at Romsey School is just about playable, but is worn out and in urgent need of replacement. Hampshire Collegiate School is remote from the town, which is difficult to access. John Hanson Community School (Andover HC) pitch needs resurfacing. Trojans require further pitch space to accommodate increased junior demand.</p>
<p>Clubs self reported home ground issues</p>	<p>Andover Hockey Club - We use the British Legion as our clubhouse as the league requires us to provide after match teas and refreshments. This works well but our aim would be to have our own, or shared, clubhouse. We hold our social and fundraising events also at the British Legion. When required to use Bulford (pitch now condemned following storms) we have difficulty in providing after match teas. Move some of the junior teams away from 3G AGPs (Charlton Sports Complex) and focus all play around Andover with better changing provision.</p> <p>Romsey Hockey Club - The club does not own any of its own facilities other than playing or coaching materials and kit. Need for more evening training venues and winter-floodlit league. It would also be most helpful to have access to post match hospitality facilities adjacent to the pitch, as well as an astroturf warm up area close to the match playing pitch. Need for better changing facilities. Romsey School is just about playable but is worn out and in urgent need of replacement. It is also a sand filled pitch which is not ideal for hockey use, and would ideally be replace with a sand dressed pitch which is far better suited to the requirements of the modern game. Hampshire Collegiate School is remote from the town and is difficult to access. The changing facilities are remote from the pitch and present problems managing junior events. Emergency access is poor.</p> <p>Trojans Hockey Club - We are experiencing a large increase in the demand for juniors across all age groups. We require more pitch space to accommodate the players, but we also need more space for car parking, and changing. We need to expand the number of coaching staff we have, as well as their qualifications.</p>



**Independent
assessment home
ground issues**

John Hanson Community School has poor drainage, pitch surface is poor and pitch fencing is poor.
Romsey School's pitch is old, with normal wear and tear. It is a sand filled pitch, not ideal for hockey use.
Trojans Sports Club has good ancillary facilities and standard pitch quality.
Hampshire Collegiate School changing facilities are remote from the pitch and present problems managing junior events.



8.6 Site recommendations

8.6.1 This section brings together all the findings for Football, Cricket, Rugby and Hockey set out in sections 4 – 7 and makes recommendations for each sport, and specific sites. It is recommended that high priorities are addressed immediately and ahead of the upcoming respective seasons (2015/16), medium priorities are addressed over the next 1 to 3 years and low priorities are put in place before the end of this strategy's life. It is recommended that TVBC review progress against these recommendations every 6 months.

Table 35: Site recommendations

Sport		Site / key stakeholders	Recommendation	Justification	Priority
Football	Site Improvements	Multiple Sites / Parish Councils, Test Valley Borough Council	Remarking of adult pitches to mini and youth pitches in line with FA pitch size guidance. See remarking football pitch table (Appendix G)	Spare capacity across adult pitches and drainage issues identified by the club (specific site remarkings are within Appendix G)	HIGH



Sport		Site / key stakeholders	Recommendation	Justification	Priority
		<p>North Baddesley Playing Field / Parish Council, Baddesley Youth F.C.</p>	<p>Teams need to be transferred to a neighbouring pitch and the pitch drainage to be improved in order to increase carrying capacity (installation of pipe drainage on key pitches).</p>	<p>Baddesley Park Youth FC commented that pitch is poorer than last year due to the fact that drainage is poor and pitch is more used for training. There is an undersupply of youth football as 13 youth teams share the same pitch.</p>	<p>LOW</p>
		<p>Michelmersh and Timsbury Recreation Ground / Parish Council, Test Valley Borough Council, Michelmersh and Timsbury Sports Club</p>	<p>Transfer teams to a neighbouring site to avoid mutual play times with cricket teams and increase carrying capacity.</p>	<p>Cricket outfield overlaps two football pitches disturbing the normal operation of the football pitches. The ground in football pitches is soft and can't be worked by machinery thus quality is degrading. Both youth and adult football have undersupply.</p>	<p>MEDIUM</p>



Sport		Site / key stakeholders	Recommendation	Justification	Priority
		Appleshaw Playing Field / Parish Council	Need for a pavilion and improved maintenance of the pitch.	Poor pitch quality probably due to inadequate maintenance and no clubhouse on site. There is a small oversupply in adult football.	HIGH
		West Tytherley PC / Parish Council	Need for better maintenance (grass cutting, seeded, fertilised) to avoid future degradation of the pitch quality.	Poor pitch quality with lots of problematic areas (due to poor drainage/overall maintenance) and litter throughout the pitch.	HIGH
	New provision (Investments)	Sherfield English Sports Field / Parish Council, Romsey Town Youth F.C., Sherfield English F.C.	Explore possible use (secured community use agreements) of a local school. Private schools are unlikely to be a realistic alternative.	High undersupply of youth football	HIGH
		North Baddesley Playing Field / Parish Council, Baddesley Youth F.C.		High undersupply of youth and mini football.	HIGH



Sport		Site / key stakeholders	Recommendation	Justification	Priority
		Shipton Bellinger Playing Field / Parish Council, Test Valley Borough Council, Shipton Bellinger Rams F.C.	Possible use of East Anton and Picket Twenty new developments, alternatively consider further investment into improved maintenance at Shipton Bellinger Playing Field to enhance pitch quality.	Pitch is much poorer from the last year and Shipton Bellinger Rams FC expanding.	MEDIUM
		Hunts Farm Sports Ground / Test Valley Borough Council, Hampshire Collegiate School, Mountbatten School, Romsey Town Youth F.C., AFC Hiltisbury, Athletico Romsey F.C., Michelmersh and Timsbury Sports Club	Possible transfer of teams to Hampshire Collegiate School and Mountbatten School.	Undersupply of youth football.	LOW
Cricket	Site Improvements	Amport Cricket Club / Amport CC	Renovation of the pavilion and a proper electricity supply.	Very good quality pitch as it is well maintained however electricity is via a generator and ancillary facilities needs improvement.	LOW
		The Wallop Sports Field / Parish Council, Over Wallop CC	The pitch needs spiking, scarifying and seeding.	The wickets are old and tired. The pitch has unofficial damages and poor drainage.	HIGH



Sport		Site / key stakeholders	Recommendation	Justification	Priority
		Bulberry Sports Field / Parish Council	Needs line markings and wicket improvement/replacement.	Wicket old and tired being, is muddy and with holes in certain areas between the stumps. Dog fouling and damage to the outfield.	HIGH
		Upper Clatford Sports Field / Parish Council, Upper Clatford & Anna Valley CC	Pitch surface needs levelling and increase of grass coverage.	Poor condition of the pitch (both wicket and outfield), uneven and not full grass coverage on outfield - unofficial use, dog fouling and litter also on site. There is undersupply.	MEDIUM
	New provision (Investments)	The Wallop Sports Field / Parish Council, Over Wallop CC	Possible use of Farleigh School (secured community use agreements).	Old and tired wickets with lots of unofficial damages and poor drainage	MEDIUM



Sport		Site / key stakeholders	Recommendation	Justification	Priority
Rugby Union	Site Improvements	The Goodship Ground / Test Valley Borough Council, Andover RFC	Mark over adult rugby pitches with junior rugby and rectify the drainage system on the junior pitch.	All areas are subject to damage by rabbits especially grass growth. Due to excessive wet weather the drainage system slit up and needs rectification. Both full size rugby pitches can be over marked to suit Andover RFC academy events every Sunday. There is an undersupply in junior rugby.	MEDIUM
		Romsey Sports Centre / Test Valley Borough Council, Romsey RFC	Consideration of removal of one sport from the site due to issues relating to overlapping of rugby pitches on the cricket pitch.	The overlapping of rugby and cricket pitches is not deemed ideal for either sport (consideration of removing rugby from the site).	LOW
	New provision (Investments)	The Goodship Ground / Test Valley Borough Council, Harrow Way Community School, Rookwood School, Winton Community, Academy Andover RFC	Continue with plans to expand capacity at the site (including the procurement of identified land). If this is not possible explore possible use of Harrow Way Community School, Rookwood School and Winton Community Academy (secured community use agreements) in addition to increasing capacity at their current site.	Andover RFC wants to increase the mini and junior teams if more pitches available. High undersupply.	HIGH



Sport		Site / key stakeholders	Recommendation	Justification	Priority
		Trojans Sports Club	Work to support the club to expand its pitch provision	Significant undersupply of both adult and junior rugby pitches	HIGH
		Romsey Sports Centre / Test Valley Borough Council, Romsey RFC	Possible future use of Ganger Farm (Romsey RFC)	Clashes of use between rugby and cricket pitches. Slight undersupply of rugby pitches.	MEDIUM
Hockey	Site Improvements	Romsey School / Romsey School, Romsey Hockey Club	Need to be replaced as pitch is old and preferably by a sand dressed pitch to match with the modern hockey pitch requirements. Seek to secure use of additional pitches through any new development (Ganger Farm).	Quality poorer than last year due to wear and tear to an already old pitch. Pitch worn out and is sand filled.	HIGH
		John Hanson Community School / John Hanson Community School, Andover Hockey Club	Surface and drainage improvement works and better fencing to avoid unofficial damage.	Pitch surface is poor with lots of unofficial damage as well as poor fencing. Drainage is adequate but it could be better.	HIGH
	New provision (Investments)	Romsey School / Romsey School, Romsey Hockey Club, Hampshire Collegiate School	Possible use of Hampshire Collegiate School and new AGP provision planned for schools	Very old pitch that needs immediate replacement due to wear and tear.	HIGH
		John Hanson Community School / John Hanson Community School, Test Valley Borough Council, Andover	Improve pitch surface.	Poor overall pitch quality and poor fencing (to avoid extensive unofficial damage).	MEDIUM



Sport		Site / key stakeholders	Recommendation	Justification	Priority
		Hockey Club			

8.7 External funding options

8.7.1 There are a number of funding options available to protect, improve and develop playing pitch provision. Appendix H provides an outline of options.

8.8 Internal funding options

8.8.1 In addition to external funding TVBC should look to use developer (S106) contributions, using this strategy as a basis to generate funding for on-site provision or pooled funding (for use in the vicinity) to develop and support larger playing pitch and ancillary provision. TVBC's Community Infrastructure Levy (CIL) model should also consider playing pitch provision and improvements.

8.9 Proposed (strategic) action plan

8.9.1 This strategy has provided a comprehensive review of supply and demand for key sports across TVBC. The report has also identified opportunities for specific development and where support is required to help the development and growth of these sports at a local grass root level. The following table details the strategic actions and level of priority for delivering significant improvement to playing pitch provision across the authority. Site by site and sport specific recommendations are all still valid, however the following actions should help facilitate the delivery of these improvements. It is recommended that high priorities are addressed immediately and ahead of the upcoming respective seasons (2015/16), medium priorities are addressed over the next 1 to 3 years and low priorities are put in place before the end of this strategy's life.



Table 36: Action plan

Action	Key stakeholders	Priority
<p>The need to enhance the quality of local authority owned and managed pitches. These are often multi-use sites and the potentially of developing central sport club hubs should be considered. It may be necessary to designate certain pitches on these sites as specific outdoor sport facilities (as opposed to general recreation use), and limit casual use, which can often cause the site to deteriorate.</p> <p>See Table 35 (site recommendations) for further information.</p>	<p>TVBC and local clubs</p> <p>Applicants for new development sites</p>	<p>Medium</p>
<p>There are a relatively low number of secured community use agreements with school sites. These sites are a potential source of provision and community use agreements should be sought between clubs and schools, particularly for rugby and AGPs.</p> <p>Clubs could also work with schools to mark pitches on any unused sports areas that may be suitable.</p> <p>The following schools do not have community use agreements for pitches:</p> <ul style="list-style-type: none"> St George's Boys School The Stroud School North Baddesley Junior School Hampshire Collegiate School (with exception of AGP) Romsey Abbey C of E Primary School Romsey Primary School Test Valley School Stockbridge Primary School Broughton Primary School Farleigh School Clatford C of E School Barton Stacey Primary School Rookwood School Balksbury Junior School 	<p>Local clubs</p> <p>TVBC and Hampshire County Council (education - including academies and private schools)</p>	<p>High</p>



Action	Key stakeholders	Priority
<p>John Hanson Community School (with exception of AGP) Portway Junior School Harrow Way Community School Winton Community Academy Roman Way Primary School</p>		
<p>Support the growth of junior and mini teams (which has significant potential across Test Valley) through the delivery of suitable pitch sizes, particularly for football and rugby. Suitable ancillary provision should also be provided (e.g. parking and changing space). This should tie in with the development of high quality mini football central sites (ensuring that these sites are not overused).</p> <p>See remarking football pitches table (Appendix G) and also football pitch balance tables (Appendix F).</p>	<p>FA and affiliated clubs RFU and affiliated clubs TVBC</p>	High
<p>Possible transfer of smaller football clubs to central sites should be explored, including possibly the new residential development sites. The Council can focus resources on larger multi-pitch sites to ensure high quality, affordable provision (as resources will be less spread). This could be achieved utilising the new development sites listed in Section 3.</p> <p>See Table 35 for further information on sites and teams that could be involved in transfer of demand.</p>	<p>TVBC Local clubs</p>	Low
<p>Identify which existing 3G AGP school sites can be made available and secured for community use – particularly for youth football training. The schools with current secured AGP use are:</p> <p>John Hanson Community School – sand filled pitch Romsey School – sand filled pitch Hampshire Collegiate School – sand dressed pitch [These three sites are the only AGPs suitable for hockey; a balance would need to be struck between use by different sports. It would be recommended that the use of 3G pitches are explored in the first instance.]</p>	<p>FA TVBC Hampshire County Council (education - including academies and private schools)</p>	Medium



Action	Key stakeholders	Priority
<p>School sites without secured community use include:</p> <ul style="list-style-type: none"> The Mark Way School – currently not available for community use. 		
<p>The Council to support the expansion of key sports grounds based on full evidence based club development plans, such as The Goodship Ground. Also continue to seek to allocate land for additional sports pitches at Ganger Farm through the Revised Local Plan. A collaborative approach should be taken with Eastleigh Borough Council to explore options with regard Trojans Sport Club (particularly in terms of accommodating rugby demand).</p> <p>See Table 35 for recommendations.</p>	<p>TVBC</p> <p>RFU</p> <p>Sport England</p>	<p>High</p>
<p>Support clubs to establish long-term community use agreements with the schools where they currently play. Long-term there may be the need to develop suitable new AGP provision as hockey clubs continue to grow. This should be with Hockey England guidance and support and development plans may also be able to accommodate unmet demand across other sports (particularly youth football).</p>	<p>Hampshire County Council (education - including academies and private schools)</p> <p>TVBC and local clubs</p> <p>Hockey England</p> <p>FA</p>	<p>Medium</p>
<p>Address sites where there is significant undersupply of mini and youth football pitches through re-marking pitches (possible loss of adult pitches may be justified) or transferring teams to sites with existing capacity.</p> <p>See Appendix F for full breakdown of sites.</p>	<p>TVBC sport development team</p> <p>FA</p>	<p>Medium</p>
<p>Further consultation should be undertaken with league secretaries to identify further flexibility with kick off times particularly for football. This would allow for more efficient use of large multi-use hub sites.</p>	<p>FA</p>	<p>Low</p>



Action	Key stakeholders	Priority
<p>This playing pitch strategy should guide future provisions and contributions from future residential developments. There are a number of shortfalls across Test Valley, as detailed in sections 4-7, and therefore all new developments should look at a way of addressing current and projected unmet local demand. This could include through on site provisions or offsite contributions to be discussed through the consideration of applications.</p>	TVBC	High
<p>Support clubs to improve ancillary provision and quality of wicket at key cricket sites (as highlighted in site recommendations - Table 35)</p>	ECB and TVBC	Medium
<p>Address the general shortfall in AGP provision across Test Valley, specifically the current and anticipated growth in mini and youth football demand for training provision and the demand from hockey clubs expanding. This demand is likely to equate to at least two additional pitches, with Andover being the priority area in the short term. Any new provision should guarantee community access at the point of application. A joined up approach across different governing bodies, educational institutions clubs and the council should help facilitate external funding. It is likely that school located dual use sites are most feasible.</p> <p>Current sites with AGP provision include:</p> <ul style="list-style-type: none"> Romsey School John Hanson Community School Farleigh School Charlton Sports Complex Trojans Sports Club Hampshire Collegiate School <p>Hockey club expansion plans and recent team developments are detailed in Table 34.</p>	TVBC NGBs Local clubs Schools/academies	High
<p>Work in partnership with Eastleigh and Southampton Councils to identify how the possible expansion of Trojans Sport Centre (and partnership with Solent University) can benefit local clubs in Test Valley.</p>	TVBC NGBs	Medium



Action	Key stakeholders	Priority
	Trojans Sports Club	
<p>The Council should look to work closely with parish councils (who are a key stakeholder in terms of pitch ownership and maintenance) to ensure CIL contributions are effectively used to protect and enhance playing pitch and ancillary provision. The Council will also work with Parish Council's to co-ordinate any plans to remark pitches based on the recommendations contained within this report.</p>	<p>TVBC Parish Councils</p>	<p>Medium</p>



APPENDIX A – SPORT ENGLAND MARKET SEGMENTS

Table 1: Dominant segments across all sports in Test Valley

SEGMENTS	
Tim	Sporty male professional, buying a house and settling down with partner. An active type who participates in sports on a regular basis. He most enjoys cycling and keep fit / gym.
Philip	Comfortable mid-life male, mid-life professional, sporty males with older children and more time for themselves. He mostly enjoys cycling, keep fit, swimming and football.
Ralph & Phyllis	A “comfortable retired couple” who enjoy an active and comfortable lifestyle. They would do more if they could encourage their friends to come along.
Elsie & Arnold	Retired singles or widowers, predominantly female, living in sheltered accommodation. They are considered the least active group in the population, but may enjoy a gentle game of bowls.
Alison	She is a “stay at home” mum and has a comfortable but busy lifestyle. She is reasonably active.
Elaine	An empty nest career woman. Mid-life professional who has more time for herself since her children left home. She goes swimming once a week.
Roger & Joy	Early retirement couple. Nearing the end of their careers who like to do some sport, as long as it’s not too full-on.



APPENDIX B – AUDIT MAPS

Figure 1: Sites with sports provision within Test Valley (North Test Valley)

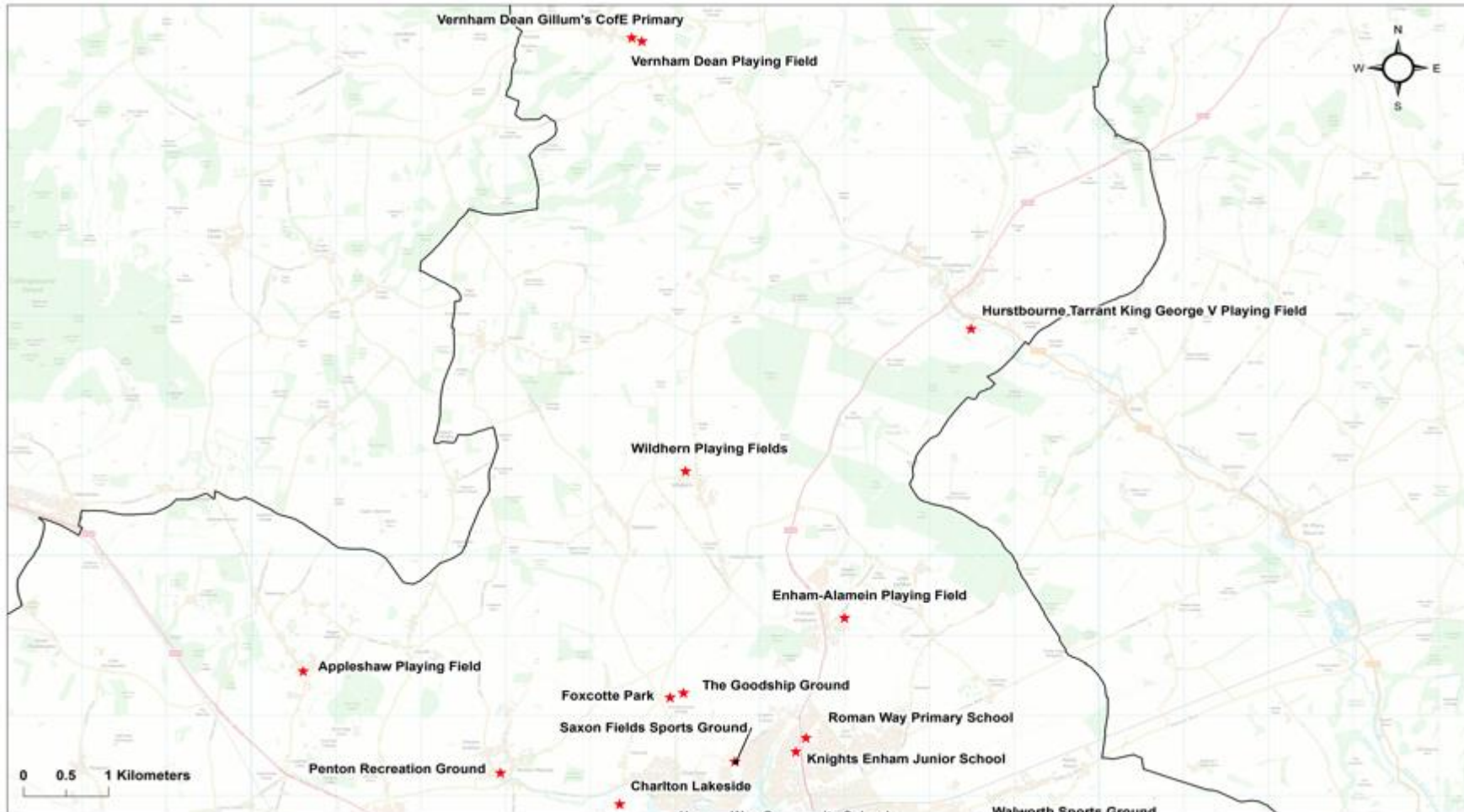




Figure 2: Sites with sports provision within Test Valley (North Test Valley)

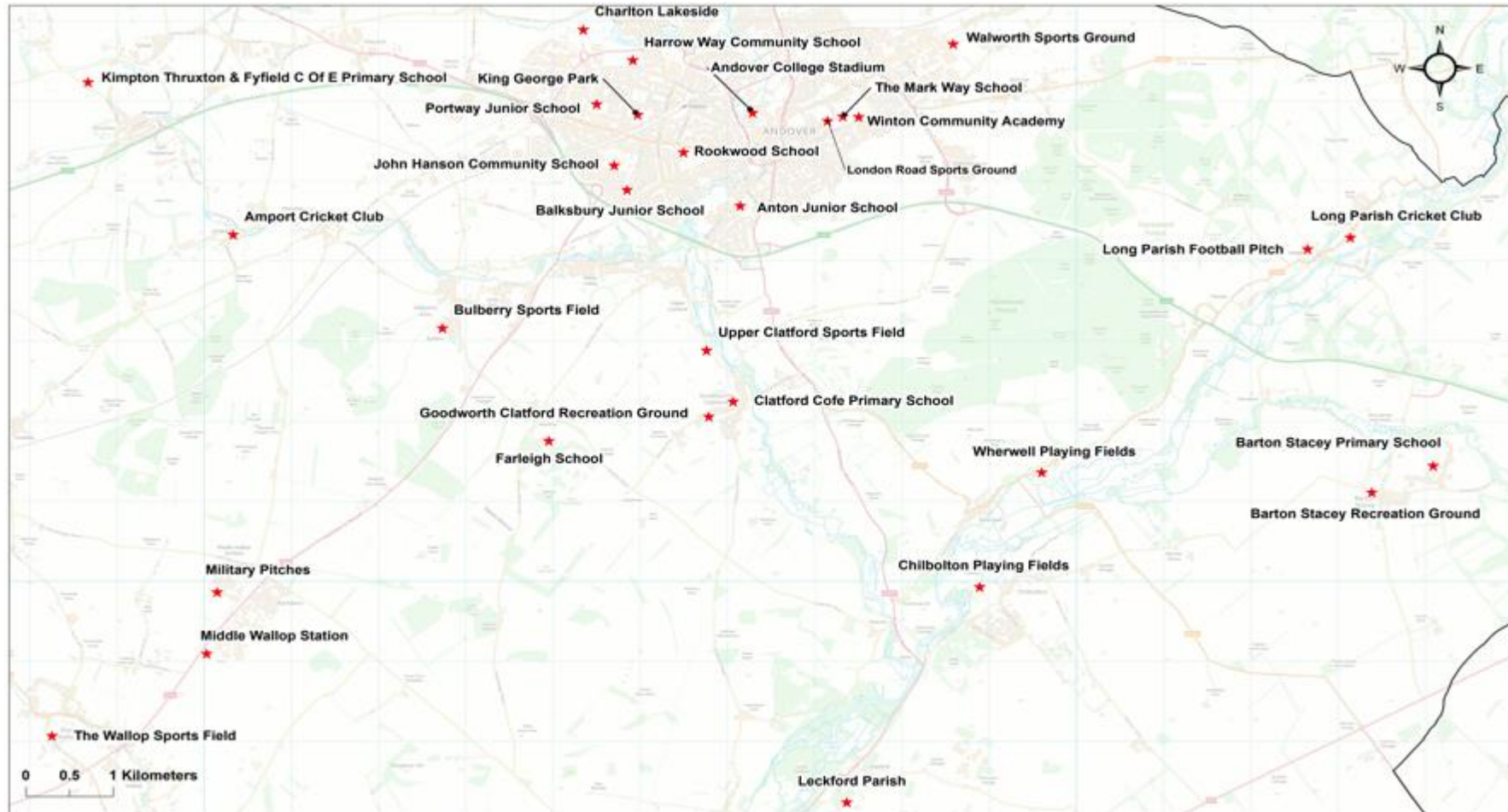




Figure 3: Sites with sports provision within Test Valley (North and South Test Valley)

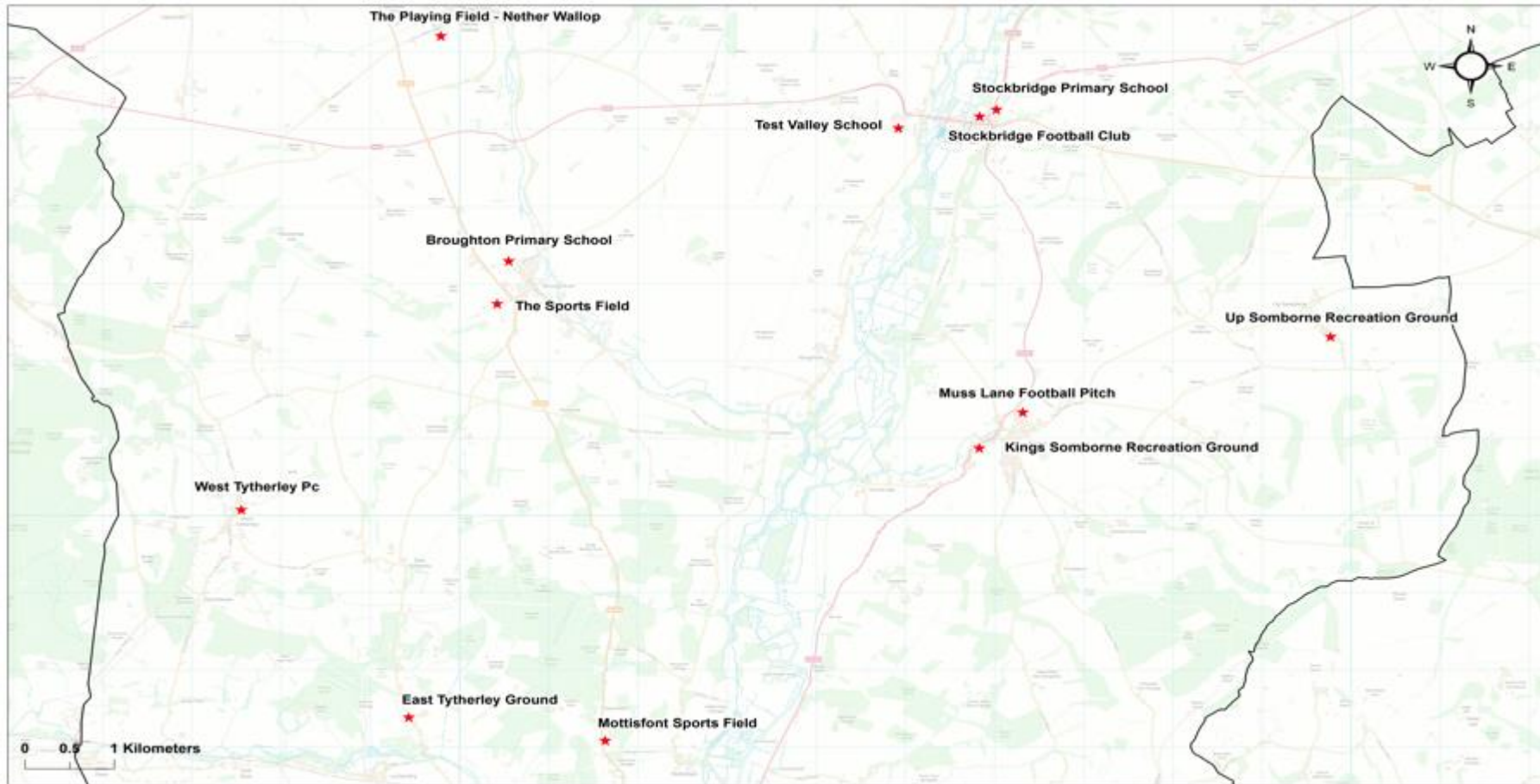
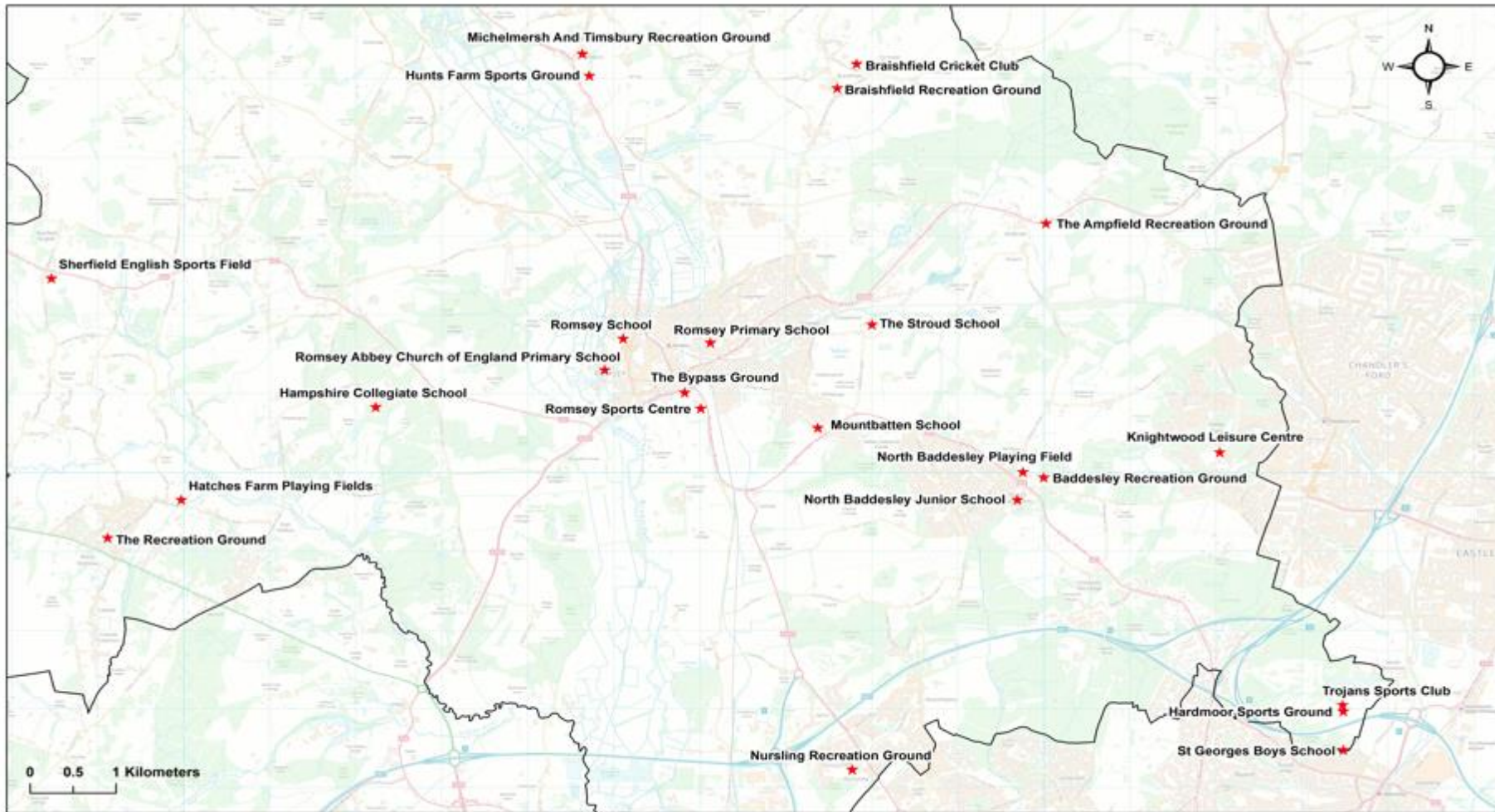




Figure 4: Sites with sports provision within Test Valley (South Test Valley)





APPENDIX C – SUPPLY TABLES (2014)

Sub area – north (Table shows number of pitches)

Site Name	Adult Football	Youth Football (General)	Youth Football II 11v11	Youth Football all 9v9	Youth Football all 7v7	Mini Soccer (General)	Mini Soccer 7v7	Mini Soccer 5v5	Cricket (Grass Wicket)	Cricket (Artificial Wicket)	Junior Rugby Union	Senior Rugby Union	Rugby League Tier 3	Senior Rugby League	AGP
Amport Cricket Club	0	0	0	0	0	0	0	0	9	1	0	0	0	0	0
Andover College Stadium	1	0	0	0	0	0	0	0	0	0	0	0	0	0	0
Anton Junior School	0	0	0	0	0	0	0	0	0	0	0	0	0	0	1
Appleshaw Playing Field	1	0	0	0	0	0	0	0	2	0	0	0	0	0	0
Balksbury Junior School	0	0	0	0	0	1	0	0	0	0	0	0	0	0	0
Barton Stacey Primary School	0	1	0	0	0	0	0	0	0	0	0	0	0	0	0
Barton Stacey Recreation Ground	1	0	0	0	0	1	0	0	0	0	0	0	0	0	0
Broughton Primary School	0	1	0	0	0	0	0	0	0	0	0	0	0	0	0
Bulberry Sports Field	1	0	0	0	0	0	0	0	0	0	0	0	0	0	0
Charlton Sports Complex	4	0	0	1	0	0	0	0	2	0	0	0	0	0	1



Site Name	Adult Football	Youth Football (General)	Youth Football 11v11	Youth Football all 9v9	Youth Football all 7v7	Mini Soccer (General)	Mini Soccer 7v7	Mini Soccer 5v5	Cricket (Grass Wicket)	Cricket (Artificial Wicket)	Junior Rugby Union	Senior Rugby Union	Rugby League Tier 3	Senior Rugby League	AGP
Chilbolton Playing Fields	1	0	0	0	0	0	0	0	0	0	0	0	0	0	0
Clatford Cofe Primary School	0	1	0	0	0	0	0	0	0	0	0	0	0	0	0
Enham Alamein Playing Field	2	1	0	0	0	0	0	0	0	0	0	0	0	0	0
Farleigh School	2	3	0	0	0	4	0	0	9	1	4	2	0	0	0
Foxcotte Park	1	0	0	0	0	0	0	0	0	0	0	0	0	0	0
Goodworth Clatford Recreation Ground	1	0	0	0	0	0	0	0	0	0	0	0	0	0	0
Harrow Way Community School	2	0	0	0	0	0	0	0	1	0	0	1	0	0	0
Hurstbourne Tarrant King George V Playing Field	1	0	0	0	0	0	0	0	0	0	0	0	0	0	0
John Hanson Community School	1	0	0	0	0	0	0	0	0	1	0	1	0	0	1
Kimpton Thruxton &	0	1	0	0	0	0	0	0	0	0	0	0	0	0	0



Site Name	Adult Football	Youth Football (General)	Youth Football 11v11	Youth Football 9v9	Youth Football 7v7	Mini Soccer (General)	Mini Soccer 7v7	Mini Soccer 5v5	Cricket (Grass Wicket)	Cricket (Artificial Wicket)	Junior Rugby Union	Senior Rugby Union	Rugby League Tier 3	Senior Rugby League	AGP
Fyfield C Of E Primary School															
King George Park	2	0	0	0	0	0	0	0	0	0	0	0	0	0	0
Knights Enham Junior School	0	0	0	0	1	0	0	0	0	0	0	0	0	0	0
Leckford Parish	0	0	0	0	0	0	0	0	6	0	0	0	0	0	0
London Road Sports Ground	2	0	0	0	0	0	0	0	14	1	0	0	0	0	0
Long Parish Cricket Club	0	0	0	0	0	0	0	0	6	0	0	0	0	0	0
Long Parish Football Pitch	1	0	0	0	0	0	0	0	0	0	0	0	0	0	0
Middle Wallop Station	2	0	0	0	0	0	0	0	0	0	0	2	0	0	0
Military Pitches	2	0	0	0	0	0	0	0	0	0	0	1	0	0	0
Penton Recreation Ground	0	0	0	0	0	0	0	0	8	0	0	0	0	0	0
Portway Junior School	0	1	0	0	1	0	0	0	0	0	1	0	0	0	0
Roman Way Primary School	0	0	0	0	0	2	0	0	0	0	0	0	0	0	0



Site Name	Adult Football	Youth Football (General)	Youth Football 11v11	Youth Football all 9v9	Youth Football all 7v7	Mini Soccer (General)	Mini Soccer 7v7	Mini Soccer 5v5	Cricket (Grass Wicket)	Cricket (Artificial Wicket)	Junior Rugby Union	Senior Rugby Union	Rugby League Tier 3	Senior Rugby League	AGP
Rookwood School	0	0	1	0	0	0	0	0	0	0	1	0	0	0	0
Saxon Fields Sports Ground	1	0	0	0	0	0	0	0	0	0	0	0	0	0	0
Shipton Bellinger Playing Field	2	0	0	0	0	0	0	0	0	0	0	0	0	0	0
Stockbridge Football Club	1	0	0	0	0	0	0	0	0	0	0	0	0	0	0
Stockbridge Primary School	0	0	0	0	1	0	0	0	0	0	0	0	0	0	0
Test Valley School	0	0	1	0	0	0	0	0	0	0	1	0	0	0	0
The Goodship Ground	0	0	0	0	0	0	0	0	0	0	1	2	0	0	0
The Mark Way School	0	0	0	0	0	0	0	0	0	0	0	0	0	0	1
The Playing Field - Nether Wallop	1	0	0	0	0	0	0	0	0	0	0	0	0	0	0
The Sports Field	2	0	0	0	0	2	0	0	5	0	0	0	0	0	0
The Wallop Sports Field	1	3	0	0	0	0	0	0	6	0	0	0	0	0	0
Upper Clatford Sports Field	1	0	0	0	0	2	0	0	4	0	0	0	0	0	0



Site Name	Adult Football	Youth Football (General)	Youth Football 11v11	Youth Football 9v9	Youth Football 7v7	Mini Soccer (General)	Mini Soccer 7v7	Mini Soccer 5v5	Cricket (Grass Wicket)	Cricket (Artificial Wicket)	Junior Rugby Union	Senior Rugby Union	Rugby League Tier 3	Senior Rugby League	AGP
Vernham Dean Gillum's CofE Primary	1	0	0	0	0	0	0	0	0	0	0	0	0	0	0
Vernham Dean Playing Field	1	0	0	0	0	0	0	0	0	0	0	0	0	0	0
Walworth Sports Ground	5	1	0	0	0	1	0	0	0	0	0	0	0	0	0
Wherwell Playing Fields	2	2	0	1	1	0	0	0	6	1	0	0	0	0	0
Wildhern Playing Fields	0	0	0	0	0	0	0	0	0	0	0	0	0	0	0
Winton Community Academy	2	0	0	0	0	0	0	0	0	1	0	1	0	0	0



Sub area – south (Table shows number of pitches)

Site Name	Adult Football	Youth Football (General)	Youth Football 11v11	Youth Football all 9v9	Youth Football all 7v7	Mini Soccer (General)	Mini Soccer 7v7	Mini Soccer 5v5	Cricket (Grass Wicket)	Cricket (Artificial Wicket)	Junior Rugby Union	Senior Rugby Union	Rugby League Tier 3	Senior Rugby League	AGP
Baddesley Recreation Ground	1	1	0	0	0	0	0	0	0	0	0	0	0	0	0
Braishfield Cricket Club	0	0	0	0	0	0	0	0	6	0	0	0	0	0	0
Braishfield Recreation Ground	1	0	0	0	0	0	0	0	0	0	0	0	0	0	0
East Tytherley Ground	0	0	0	0	0	0	0	0	10	0	0	0	0	0	0
Hampshire Collegiate School	1	1	0	0	0	0	0	0	0	1	0	3	0	0	1
Hardmoor Sports Ground	0	0	0	0	0	0	0	0	8	0	0	0	0	0	0



Site Name	Adult Football	Youth Football (General)	Youth Football II 11v11	Youth Football all 9v9	Youth Football all 7v7	Mini Soccer (General)	Mini Soccer 7v7	Mini Soccer 5v5	Cricket (Grass Wicket)	Cricket (Artificial Wicket)	Junior Rugby Union	Senior Rugby Union	Rugby League Tier 3	Senior Rugby League	AGP
Hatches Farm Playing Fields	2	0	0	0	0	1	0	0	0	0	0	0	0	0	0
Hunts Farm Sports Ground	5	1	0	1	0	0	0	0	16	0	0	0	0	0	0
King's Somborne Rec. Ground	1	0	0	0	0	0	0	0	4	0	0	0	0	0	0
Knightwood Leisure Centre	1	1	0	0	0	0	0	0	8	0	0	0	0	0	2
Michelmersh And Timsbury Recreation Ground	1	0	0	0	0	1	0	0	8	1	0	0	0	0	0
Mottisfont Sports Field	1	0	0	0	0	0	0	0	6	0	0	0	0	0	0
Mountbatten School	2	6	0	0	0	0	0	0	0	1	0	0	0	0	0
Muss Lane Football Pitch	1	0	0	0	0	0	0	0	0	0	0	0	0	0	0
North Baddesley Junior School	0	0	0	0	1	0	0	0	0	0	0	0	0	0	0
North Baddesley Playing Field	1	1	0	0	0	0	0	0	0	0	0	0	0	0	0



Site Name	Adult Football	Youth Football (General)	Youth Football II 11v11	Youth Football all 9v9	Youth Football all 7v7	Mini Soccer (General)	Mini Soccer 7v7	Mini Soccer 5v5	Cricket (Grass Wicket)	Cricket (Artificial Wicket)	Junior Rugby Union	Senior Rugby Union	Rugby League Tier 3	Senior Rugby League	AGP
Nursling Recreation Ground	2	0	0	0	0	0	0	0	0	0	0	0	0	0	0
Romsey Abbey Church of England Primary School	0	0	1	0	0	0	0	0	0	0	0	0	0	0	0
Romsey Primary School	0	1	0	0	0	0	0	0	0	0	0	0	0	0	0
Romsey School	0	0	0	0	0	0	0	0	1	0	0	0	0	0	1
Romsey Sports Centre	0	1	0	0	0	0	0	0	14	0	0	2	0	0	0
Sherfield English Sports Field	2	0	0	0	0	0	0	0	4	0	0	0	0	0	0
St Georges Boys School	1	0	0	1	0	0	0	0	0	1	1	1	0	0	1
The Ampfield Recreation Ground	0	0	0	0	0	0	0	0	10	0	0	0	0	0	0
The Bypass Ground	1	0	0	0	0	0	0	0	0	0	0	0	0	0	0
The Recreation Ground	0	0	0	0	0	0	0	0	7	0	0	0	0	0	0
The Stroud School	0	0	1	0	2	0	0	0	6	1	2	0	0	0	0
Trojans Sports Club	1	0	0	0	0	0	0	0	4	0	0	3	0	0	1



Site Name	Adult Football	Youth Football (General)	Youth Football 11v11	Youth Football all 9v9	Youth Football all 7v7	Mini Soccer (General)	Mini Soccer 7v7	Mini Soccer 5v5	Cricket (Grass Wicket)	Cricket (Artificial Wicket)	Junior Rugby Union	Senior Rugby Union	Rugby League Tier 3	Senior Rugby League	AGP
Up Somborne Recreation Ground	1	0	0	0	0	0	0	0	0	0	0	0	0	0	0
West Tytherley Pc	1	0	0	0	0	0	0	0	0	0	0	0	0	0	0



APPENDIX D – DEMAND TABLES (2014)

Sub area – north (Table shows number of teams)

Site name	Adult football	Youth football 11v11	Youth Football 9v9	Youth football 7 v 7	Mini Soccer 7v7	Mini Soccer 5v5	Senior Cricket	Junior Cricket	Senior Rugby Union	Junior Rugby Union	Rugby League Tier 3	Senior Rugby League	Senior Hockey	Junior Hockey
Amport Cricket Club	0	0	0	0	0	0	2	4	0	0	0	0	0	0
Andover College Stadium	1	1	0	0	0	0	0	0	0	0	0	0	0	0
Anton Junior School	0	0	0	0	0	0	0	0	0	0	0	0	0	0
Appleshaw Playing Field	0	0	0	0	0	0	1	0	0	0	0	0	0	0
Balksbury Junior School	0	0	0	0	0	0	0	0	0	0	0	0	0	0
Barton Stacey Primary School	0	0	0	0	0	0	0	0	0	0	0	0	0	0
Barton Stacey Recreation Ground	1	1	1	0	2	0	0	0	0	0	0	0	0	0
Broughton Primary School	0	0	0	0	0	0	0	0	0	0	0	0	0	0
Bulberry Sports Field	0	0	0	0	0	0	0	0	0	0	0	0	0	0
Charlton Sports Complex	6	0	2	0	1	0	1	0	0	0	0	0	0	0
Chilbolton Playing Fields	0	0	0	0	0	0	0	0	0	0	0	0	0	0
Clatford Cofe Primary School	0	0	0	0	0	0	0	0	0	0	0	0	0	0



Site name	Adult football	Youth football 11v11	Youth Football 9v9	Youth football 7 v 7	Mini Soccer 7v7	Mini Soccer 5v5	Senior Cricket	Junior Cricket	Senior Rugby Union	Junior Rugby Union	Rugby League Tier 3	Senior Rugby League	Senior Hockey	Junior Hockey
Enham Alamein Playing Field	1	0	1	0	0	0	0	0	0	0	0	0	0	0
Farleigh School	0	0	0	0	0	0	0	0	0	0	0	0	0	0
Foxcotte Park	3	2	0	0	0	2	0	0	0	0	0	0	0	0
Goodworth Clatford Recreation Ground	0	0	0	0	0	0	0	0	0	0	0	0	0	0
Harrow Way Community School	0	0	0	0	0	0	0	0	0	0	0	0	0	0
Hurstbourne Tarrant King George V Playing Field	1	0	0	0	0	0	0	0	0	0	0	0	0	0
John Hanson Community School	0	0	0	0	0	0	0	0	0	0	0	0	9	8
Kimpton Thrupton & Fyfield C Of E Primary School	0	0	0	0	0	0	0	0	0	0	0	0	0	0
King George Park	0	0	0	0	0	0	0	0	0	0	0	0	0	0
Knights Enham Junior School	1	0	0	0	0	0	0	0	0	0	0	0	0	0
Leckford Parish	0	0	0	0	0	0	1	0	0	0	0	0	0	0
London Road Sports Ground	1	0	0	0	0	0	0	11	0	0	0	0	0	0



Site name	Adult football	Youth football 11v11	Youth Football 9v9	Youth football 7 v 7	Mini Soccer 7v7	Mini Soccer 5v5	Senior Cricket	Junior Cricket	Senior Rugby Union	Junior Rugby Union	Rugby League Tier 3	Senior Rugby League	Senior Hockey	Junior Hockey
Long Parish Cricket Club	0	0	0	0	0	0	2	3	0	0	0	0	0	0
Long Parish Football Pitch	0	0	0	0	0	0	0	0	0	0	0	0	0	0
Middle Wallop Station	0	0	0	0	0	0	0	0	0	0	0	0	0	0
Military Pitches	0	0	0	0	0	0	0	0	0	0	0	0	0	0
Penton Recreation Ground	0	0	0	0	0	0	0	0	0	0	0	0	0	0
Portway Junior School	0	0	0	0	1	0	0	0	0	0	0	0	0	0
Roman Way Primary School	0	0	0	0	0	0	0	0	0	0	0	0	0	0
Rookwood School	0	0	0	0	0	0	0	0	0	0	0	0	0	0
Saxon Fields Sports Ground	0	1	0	0	0	0	0	0	0	0	0	0	0	0
Shipton Bellinger Playing Field	1	1	2	0	2	1	0	0	0	0	0	0	0	0
Stockbridge Football Club	1	0	1	0	0	1	0	0	0	0	0	0	0	0
Stockbridge Primary School	0	0	0	0	0	0	0	0	0	0	0	0	0	0
Test Valley School	0	0	0	0	0	0	0	0	0	0	0	0	0	0
The Goodship Ground	0	0	0	0	0	0	0	0	4	11	0	0	0	0



Site name	Adult football	Youth football 11v11	Youth Football 9v9	Youth football 7 v 7	Mini Soccer 7v7	Mini Soccer 5v5	Senior Cricket	Junior Cricket	Senior Rugby Union	Junior Rugby Union	Rugby League Tier 3	Senior Rugby League	Senior Hockey	Junior Hockey
The Mark Way School	0	0	0	0	0	0	0	0	0	0	0	0	0	0
The Playing Field - Nether Wallop	3	0	0	0	0	0	0	0	0	0	0	0	0	0
The Sports Field	3	0	1	0	2	0	0	0	0	0	0	0	0	0
The Wallop Sports Field	1	0	0	0	0	0	1	0	0	0	0	0	0	0
Upper Clatford Sports Field	0	2	3	0	3	2	1	0	0	0	0	0	0	0
Vernham Dean Gillum's CofE Primary	0	1	1	0	1	0	0	0	0	0	0	0	0	0
Vernham Dean Playing Field	1	0	0	0	0	0	0	0	0	0	0	0	0	0
Walworth Sports Ground	3	1	4	0	1	0	0	0	0	0	0	0	0	0
Wherwell Playing Fields	1	2	5	0	4	2	3	1	0	0	0	0	0	0
Wildhern Playing Fields	0	0	0	0	2	3	0	0	0	0	0	0	0	0
Winton Community Academy	0	0	0	0	0	0	0	0	0	0	0	0	0	0



Sub area- south (Table shows number of teams)

Site Name	Adult Football	Youth Football 11v11	Youth Football 9v9	Youth Football 7v7	Mini Soccer 7v7	Mini Soccer 5v5	Senior Cricket	Junior Cricket	Senior Rugby Union	Junior Rugby Union	Rugby League Tier 3	Senior Rugby League	Senior Hockey	Junior Hockey
Baddesley Recreation Ground	2	0	0	0	0	0	0	0	0	0	0	0	0	0
Braishfield Cricket Club	0	0	0	0	0	0	0	0	0	0	0	0	0	0
Braishfield Recreation Ground	1	0	2	0	3	0	0	0	0	0	0	0	0	0
East Tytherley Ground	0	0	0	0	0	0	2	0	0	0	0	0	0	0
Hampshire Collegiate School	0	0	0	0	0	0	0	0	0	0	0	0	0	6
Hardmoor Sports Ground	0	0	0	0	0	0	0	0	0	0	0	0	0	0
Hatches Farm Playing Fields	1	1	2	0	0	0	0	0	0	0	0	0	0	0



Site Name	Adult Football	Youth Football 11v11	Youth Football 9v9	Youth Football 7v7	Mini Soccer 7v7	Mini Soccer 5v5	Senior Cricket	Junior Cricket	Senior Rugby Union	Junior Rugby Union	Rugby League Tier 3	Senior Rugby League	Senior Hockey	Junior Hockey
Hunts Farm Sports Ground	6	6	1	0	0	0	3	0	0	0	0	0	0	0
King's Somborne Recreation Ground	1	0	0	0	0	0	0	0	0	0	0	0	0	0
Knightwood Leisure Centre	0	4	3	0	0	0	2	0	0	0	0	0	0	0
Michelmersh and Timsbury Recreation Ground	3	2	4	0	0	0	3	5	0	0	0	0	0	0
Mottisfont Sports Field	1	0	0	0	0	0	0	0	0	0	0	0	0	0
Mountbatten School	0	0	0	0	0	0	0	0	0	0	0	0	0	0
Muss Lane Football Pitch	0	0	0	0	0	0	0	0	0	0	0	0	0	0



Site Name	Adult Football	Youth Football 11v11	Youth Football 9v9	Youth Football 7v7	Mini Soccer 7v7	Mini Soccer 5v5	Senior Cricket	Junior Cricket	Senior Rugby Union	Junior Rugby Union	Rugby League Tier 3	Senior Rugby League	Senior Hockey	Junior Hockey
North Baddesley Junior School	0	0	0	0	0	0	0	0	0	0	0	0	0	0
North Baddesley Playing Field	0	3	4	0	5	1	0	0	0	0	0	0	0	0
Nursling Recreation Ground	2	0	0	0	0	0	0	0	0	0	0	0	0	0
Romsey Abbey Church of England Primary School	0	0	0	0	0	0	0	0	0	0	0	0	0	0
Romsey Primary School	0	0	0	0	0	0	0	0	0	0	0	0	0	0
Romsey School	0	0	0	0	0	0	0	0	0	0	0	0	11	4
Romsey Sports Centre	0	0	1	0	0	0	2	6	2	6	0	0	0	0



Site Name	Adult Football	Youth Football 11v11	Youth Football 9v9	Youth Football 7v7	Mini Soccer 7v7	Mini Soccer 5v5	Senior Cricket	Junior Cricket	Senior Rugby Union	Junior Rugby Union	Rugby League Tier 3	Senior Rugby League	Senior Hockey	Junior Hockey
Sherfield English Sports Field	3	2	4	0	0	0	0	0	0	0	0	0	0	0
St George's Boys School	0	0	0	0	0	0	0	0	0	0	0	0	0	0
The Ampfield Recreation Ground	0	0	0	0	0	0	3	0	0	0	0	0	0	0
The Bypass Ground	3	2	1	0	0	0	0	0	0	0	0	0	0	0
The Recreation Ground	3	0	0	0	0	0	0	0	0	0	0	0	0	0
The Stroud School	3	0	1	0	2	0	0	0	0	0	0	0	0	0
Trojans Sports Club	0	0	0	0	0	0	0	0	3	12	0	0	11	8
Up Somborne Recreation Ground	0	0	0	0	0	0	0	0	0	0	0	0	0	0



Site Name	Adult Football	Youth Football 11v11	Youth Football 9v9	Youth Football 7v7	Mini Soccer 7v7	Mini Soccer 5v5	Senior Cricket	Junior Cricket	Senior Rugby Union	Junior Rugby Union	Rugby League Tier 3	Senior Rugby League	Senior Hockey	Junior Hockey
West Tytherley Pc	0	0	0	0	0	0	0	0	0	0	0	0	0	0



APPENDIX E – BALANCE TABLES (2014)

The figures specified within this appendix are the demand for matches subtracted from the number of each pitch available on the Saturday and the Sunday. A team that plays at a site is allocated a demand of 0.5 matches due to the assumption that home and away games are played during the season.

(Supply) Pitch Provision - Current Demand (Number of matches- Saturday)

Sub area – north

Site Name	Adult Football	Youth Football - All	Mini Soccer - All	Cricket	Senior Rugby Union	Junior Rugby Union	Rugby League Tier 3	Senior Rugby League	Hockey
Amport Cricket Club	0	0	0	-1	0	0	0	0	0
Andover College Stadium	0.5	-0.5	0	0	0	0	0	0	0
Anton Junior School	0	0	0	0	0	0	0	0	0
Appleshaw Playing Field	1	0	0	2	0	0	0	0	0
Balksbury Junior School	0	0	0	0	0	0	0	0	0
Barton Stacey Primary School	0	1	0	0	0	0	0	0	0
Barton Stacey Recreation Ground	1	0	-1	0	0	0	0	0	0
Broughton Primary School	0	1	0	0	0	0	0	0	0
Bulberry Sports Field	1	0	0	0	0	0	0	0	0
Charlton Sports Complex	3.5	1	0	-0.5	0	0	0	0	0
Chilbolton Playing Fields	1	0	0	0	0	0	0	0	0



Site Name	Adult Football	Youth Football - All	Mini Soccer - All	Cricket	Senior Rugby Union	Junior Rugby Union	Rugby League Tier 3	Senior Rugby League	Hockey
Clatford Cofe Primary School	0	1	0	0	0	0	0	0	0
Enham Alamein Playing Field	1.5	1	0	0	0	0	0	0	0
Farleigh School	2	3	0	0	2	4	0	0	0
Foxcotte Park	0.5	0	0	0	0	0	0	0	0
Goodworth Clatford Recreation Ground	1	0	0	0	0	0	0	0	0
Harrow Way Community School	2	0	0	0	1	0	0	0	0
Hurstbourne Tarrant King George V Playing Field	1	0	0	0	0	0	0	0	0
John Hanson Community School	1	0	0	0	1	0	0	0	-5.5
Kimpton Thruxton & Fyfield C Of E Primary School	0	1	0	0	0	0	0	0	0
King George Park	2	0	0	0	0	0	0	0	0
Knights Enham Junior School	0	1	0	0	0	0	0	0	0
Leckford Parish	0	0	0	-0.5	0	0	0	0	0
London Road Sports Ground	1.5	0	0	0	0	0	0	0	0
Long Parish Cricket Club	0	0	0	-1	0	0	0	0	0
Long Parish Football Pitch	1	0	0	0	0	0	0	0	0
Middle Wallop Station	2	0	0	0	2	0	0	0	0



Site Name	Adult Football	Youth Football - All	Mini Soccer - All	Cricket	Senior Rugby Union	Junior Rugby Union	Rugby League Tier 3	Senior Rugby League	Hockey
Military Pitches	2	0	0	0	1	0	0	0	0
Penton Recreation Ground	0	0	0	0	0	0	0	0	0
Portway Junior School	0	2	0	0	0	1	0	0	0
Roman Way Primary School	0	0	0	0	0	0	0	0	0
Rookwood School	0	1	0	0	0	1	0	0	0
Saxon Fields Sports Ground	1	-0.5	0	0	0	0	0	0	0
Shipton Bellinger Playing Field	2	-1.5	-1.5	0	0	0	0	0	0
Stockbridge Football Club	0.5	0	-0.5	0	0	0	0	0	0
Stockbridge Primary School	0	1	0	0	0	0	0	0	0
Test Valley School	0	1	0	0	0	1	0	0	0
The Goodship Ground	0	0	0	0	0.5	1	0	0	0
The Mark Way School	0	0	0	0	0	0	0	0	0
The Playing Field - Nether Wallop	1	0	0	0	0	0	0	0	0
The Sports Field	1	-0.5	-1	0	0	0	0	0	0
The Wallop Sports Field	1	3	0	-0.5	0	0	0	0	0
Upper Clatford Sports Field	1	-2.5	-2.5	-0.5	0	0	0	0	0
Vernham Dean Gillum's CofE Primary	1	-1	-0.5	0	0	0	0	0	0
Vernham Dean Playing Field	1	0	0	0	0	0	0	0	0



Site Name	Adult Football	Youth Football - All	Mini Soccer - All	Cricket	Senior Rugby Union	Junior Rugby Union	Rugby League Tier 3	Senior Rugby League	Hockey
Walworth Sports Ground	5	0	0	0	0	0	0	0	0
Wherwell Playing Fields	2	2.5	-3	-1	0	0	0	0	0
Wildhern Playing Fields	0	0	0	0	0	0	0	0	0
Winton Community Academy	2	0	0	0	1	0	0	0	0



Sub area – south

Site Name	Adult Football	Youth Football - All	Mini Soccer - All	Cricket	Senior Rugby Union	Junior Rugby Union	Rugby League Tier 3	Senior Rugby League	Hockey
Baddesley Recreation Ground	0.5	1	0	0	0	0	0	0	0
Braishfield Cricket Club	0	0	0	0	0	0	0	0	0
Braishfield Recreation Ground	0.5	-1	-1.5	0	0	0	0	0	0
East Tytherley Ground	0	0	0	-1	0	0	0	0	0
Hampshire Collegiate School	1	1	0	0	3	0	0	0	3
Hardmoor Sports Ground	0	0	0	0	0	0	0	0	0
Hatches Farm Playing Fields	1.5	0	0	0	0	0	0	0	0
Hunts Farm Sports Ground	3	2	0	-1.5	0	0	0	0	0
Kings Somborne Recreation Ground	0.5	0	0	0	0	0	0	0	0
Knightwood Leisure Centre	1	1	0	-1	0	0	0	0	0
Michelmersh And Timsbury Recreation Ground	0	-1	0	-1	0	0	0	0	0
Mottisfont Sports Field	1	0	0	0	0	0	0	0	0
Mountbatten School	2	6	0	0	0	0	0	0	0
Muss Lane Football Pitch	1	0	0	0	0	0	0	0	0
North Baddesley Junior School	0	1	0	0	0	0	0	0	0



Site Name	Adult Football	Youth Football - All	Mini Soccer - All	Cricket	Senior Rugby Union	Junior Rugby Union	Rugby League Tier 3	Senior Rugby League	Hockey
North Baddesley Playing Field	1	1	-0.5	0	0	0	0	0	0
Nursling Recreation Ground	1	0	0	0	0	0	0	0	0
Romsey Abbey Church of England Primary School	0	1	0	0	0	0	0	0	0
Romsey Primary School	0	1	0	0	0	0	0	0	0
Romsey School	0	0	0	0	0	0	0	0	0
Romsey Sports Centre	0	1	0	-1	1	0	0	0	0
Sherfield English Sports Field	2	0	0	0	0	0	0	0	0
St George's Boys School	1	1	0	0	1	1	0	0	0
The Ampfield Recreation Ground	0	0	0	-1	0	0	0	0	0
The Bypass Ground	0	-0.5	0	0	0	0	0	0	0
The Recreation Ground	0	0	0	0	0	0	0	0	0
The Stroud School	0	3	0	0	0	2	0	0	0
Trojans Sports Club	1	0	0	0	1.5	0	0	0	-5.5
Up Somborne Recreation Ground	1	0	0	0	0	0	0	0	0
West Tytherley Pc	1	0	0	0	0	0	0	0	0



(Supply) Pitch Provision - Current Demand (Number of matches- Sunday)
Sub area – north

Site Name	Adult Football	Youth Football - All	Mini Soccer - All	Cricket	Senior Rugby Union	Junior Rugby Union	Rugby League Tier 3	Senior Rugby League	Hockey
Amport Cricket Club	0	0	0	-1.5	0	0	0	0	0
Andover College Stadium	1	0	0	0	0	0	0	0	0
Anton Junior School	0	0	0	0	0	0	0	0	0
Appleshaw Playing Field	1	0	0	-0.5	0	0	0	0	0
Balksbury Junior School	0	0	0	0	0	0	0	0	0
Barton Stacey Primary School	0	1	0	0	0	0	0	0	0
Barton Stacey Recreation Ground	0.5	-1	0	0	0	0	0	0	0
Broughton Primary School	0	1	0	0	0	0	0	0	0
Bulberry Sports Field	1	0	0	0	0	0	0	0	0
Charlton Sports Complex	2	1	0	0	0	0	0	0	0
Chilbolton Playing Fields	1	0	0	0	0	0	0	0	0
Clatford Cofe Primary School	0	1	0	0	0	0	0	0	0
Enham Alamein Playing Field	2	0.5	0	0	0	0	0	0	0
Farleigh School	2	3	0	0	2	4	0	0	0
Foxcotte Park	0.5	-1	-1	0	0	0	0	0	0
Goodworth Clatford Recreation Ground	1	0	0	0	0	0	0	0	0



Site Name	Adult Football	Youth Football - All	Mini Soccer - All	Cricket	Senior Rugby Union	Junior Rugby Union	Rugby League Tier 3	Senior Rugby League	Hockey
Harrow Way Community School	2	0	0	0	1	0	0	0	0
Hurstbourne Tarrant King George V Playing Field	0.5	0	0	0	0	0	0	0	0
John Hanson Community School	1	0	0	0	1	0	0	0	-1.5
Kimpton Thruxton & Fyfield C Of E Primary School	0	1	0	0	0	0	0	0	0
King George Park	2	0	0	0	0	0	0	0	0
Knights Enham Junior School	0	1	0	0	0	0	0	0	0
Leckford Parish	0	0	0	0	0	0	0	0	0
London Road Sports Ground	2	0	0	-3.5	0	0	0	0	0
Long Parish Cricket Club	0	0	0	-1	0	0	0	0	0
Long Parish Football Pitch	1	0	0	0	0	0	0	0	0
Middle Wallop Station	2	0	0	0	2	0	0	0	0
Military Pitches	2	0	0	0	1	0	0	0	0
Penton Recreation Ground	0	0	0	0	0	0	0	0	0
Portway Junior School	0	2	-0.5	0	0	1	0	0	0
Roman Way Primary School	0	0	0	0	0	0	0	0	0
Rookwood School	0	1	0	0	0	1	0	0	0
Saxon Fields Sports Ground	1	0	0	0	0	0	0	0	0



Site Name	Adult Football	Youth Football - All	Mini Soccer - All	Cricket	Senior Rugby Union	Junior Rugby Union	Rugby League Tier 3	Senior Rugby League	Hockey
Shipton Bellinger Playing Field	1.5	0	0	0	0	0	0	0	0
Stockbridge Football Club	1	-0.5	0	0	0	0	0	0	0
Stockbridge Primary School	0	1	0	0	0	0	0	0	0
Test Valley School	0	1	0	0	0	1	0	0	0
The Goodship Ground	0	0	0	0	1.5	-4.5	0	0	0
The Mark Way School	0	0	0	0	0	0	0	0	0
The Playing Field - Nether Wallop	-0.5	0	0	0	0	0	0	0	0
The Sports Field	2	0	0	0	0	0	0	0	0
The Wallop Sports Field	0.5	3	0	0	0	0	0	0	0
Upper Clatford Sports Field	1	0	0	0	0	0	0	0	0
Vernham Dean Gillum's CofE Primary	1	0	0	0	0	0	0	0	0
Vernham Dean Playing Field	0.5	0	0	0	0	0	0	0	0
Walworth Sports Ground	3.5	-0.5	-0.5	0	0	0	0	0	0
Wherwell Playing Fields	1.5	2	0	0.5	0	0	0	0	0
Wildhern Playing Fields	0	0	-2.5	0	0	0	0	0	0
Winton Community Academy	2	0	0	0	1	0	0	0	0



Sub area – south

Site Name	Adult Football	Youth Football - All	Mini Soccer - All	Cricket	Senior Rugby Union	Junior Rugby Union	Rugby League Tier 3	Senior Rugby League	Hockey
Baddesley Recreation Ground	0.5	1	0	0	0	0	0	0	0
Braishfield Cricket Club	0	0	0	0	0	0	0	0	0
Braishfield Recreation Ground	1	0	0	0	0	0	0	0	0
East Tytherley Ground	0	0	0	0	0	0	0	0	0
Hampshire Collegiate School	1	1	0	0	3	0	0	0	0
Hardmoor Sports Ground	0	0	0	0	0	0	0	0	0
Hatches Farm Playing Fields	2	-1.5	0	0	0	0	0	0	0
Hunts Farm Sports Ground	4	-1.5	0	0	0	0	0	0	0
Kings Somborne Recreation Ground	1	0	0	0	0	0	0	0	0
Knightwood Leisure Centre	1	-2.5	0	0	0	0	0	0	0
Michelmersh and Timsbury Recreation Ground	0.5	-2	0	-1	0	0	0	0	0



Site Name	Adult Football	Youth Football - All	Mini Soccer - All	Cricket	Senior Rugby Union	Junior Rugby Union	Rugby League Tier 3	Senior Rugby League	Hockey
Mottisfont Sports Field	0.5	0	0	0	0	0	0	0	0
Mountbatten School	2	6	0	0	0	0	0	0	0
Muss Lane Football Pitch	1	0	0	0	0	0	0	0	0
North Baddesley Junior School	0	1	0	0	0	0	0	0	0
North Baddesley Playing Field	1	-2.5	-2.5	0	0	0	0	0	0
Nursling Recreation Ground	2	0	0	0	0	0	0	0	0
Romsey Abbey Church of England Primary School	0	1	0	0	0	0	0	0	0
Romsey Primary School	0	1	0	0	0	0	0	0	0
Romsey School	0	0	0	0	0	0	0	0	1
Romsey Sports Centre	0	0.5	0	-0.5	2	-2.5	0	0	0
Sherfield English Sports Field	0.5	-3	0	0	0	0	0	0	0
St George's Boys School	1	1	0	0	1	1	0	0	0



Site Name	Adult Football	Youth Football - All	Mini Soccer - All	Cricket	Senior Rugby Union	Junior Rugby Union	Rugby League Tier 3	Senior Rugby League	Hockey
The Ampfield Recreation Ground	0	0	0	0	0	0	0	0	0
The Bypass Ground	0.5	-1	0	0	0	0	0	0	0
The Recreation Ground	0	0	0	0	0	0	0	0	0
The Stroud School	0	3	0	0	0	2	0	0	0
Trojans Sports Club	1	0	0	0	3	-6	0	0	-1
Up Somborne Recreation Ground	1	0	0	0	0	0	0	0	0
West Tytherley Pc	1	0	0	0	0	0	0	0	0



APPENDIX F – WARDS BREAKDOWN BY SPORT¹⁹

Football

Site	Ward	Total provision - number of pitches (sites)			Carrying capacity ²⁰			Supply and demand balance ²¹		
		Adult pitches	Youth pitches	Mini pitches	Adult pitches	Youth pitches	Mini pitches	Adult pitches	Youth pitches	Mini pitches
Romsey Abbey Church of England Primary School	Abbey	0	1	0	0	1	0	0	1	0
Enham Alamein Playing Field	Alamein	2	1	0	2	1	0	1.5	-0.5	0
Knights Enham Junior School		0	1	0	0	1	0	0	1	0

¹⁹ Wards which do not have any pitches are not included in the table

²⁰ Pitch provision (Appendix C) has been combined with independent assessments to provide the carrying capacities for these pitches and sites. Therefore carrying capacity scores are based on pitch assessments and maintenance details – if maintenance details were unavailable from the site owner then this may negatively impact the scores. Ratings are as follows: For adult pitches, poor = 1 match per week, standard = 2 matches per week, good = 3 matches per week ; for youth pitches, poor = 1 match per week, standard = 2 matches per week, good = 4 matches per week; and for mini pitches, poor = 2 matches per week, standard = 4 matches per week, good = 6 matches per week.

²¹ Calculated using the carrying capacity of each pitch type by site and subtracting the demand for match equivalents (both matches and training).



Site	Ward	Total provision - number of pitches (sites)			Carrying capacity ²⁰			Supply and demand balance ²¹		
		Adult pitches	Youth pitches	Mini pitches	Adult pitches	Youth pitches	Mini pitches	Adult pitches	Youth pitches	Mini pitches
Roman Way		0	0	2	0	0	4	0	0	4
Braishfield Recreation Ground	Ampfield and Braishfield	1	0	0	1	0	0	0	-2	-3
Clatford Cofe Primary School	Anna	0	1	0	0	1	0	0	1	0
Farleigh School		2	3	4	4	3	8	4	3	8
Bulberry Sports Field		1	0	0	2	0	0	2	0	0
Goodworth Clatford Recreation Ground		1	0	0	1	0	0	1	0	0
John Hanson Community School		1	0	0	1	0	0	1	0	0



Site	Ward	Total provision - number of pitches (sites)			Carrying capacity ²⁰			Supply and demand balance ²¹		
		Adult pitches	Youth pitches	Mini pitches	Adult pitches	Youth pitches	Mini pitches	Adult pitches	Youth pitches	Mini pitches
Upper Clatford Sports Field		1	0	2	1	0	4	1	-4.5	-1
Hampshire Collegiate School	Blackwater	1	1	0	1	1	0	1	1	0
Hatches Farm Playing Fields		2	0	1	4	0	4	3.5	-3	4
Sherfield English Sports Field		2	0	0	4	0	0	1.5	-9	0
Hurstbourne Tarrant King George V Playing Field	Bourne Valley	1	0	0	2	0	0	1.5	0	0
Wildhern Playing Fields		0	0	0	0	0	0	0	0	-7.5



Site	Ward	Total provision - number of pitches (sites)			Carrying capacity ²⁰			Supply and demand balance ²¹		
		Adult pitches	Youth pitches	Mini pitches	Adult pitches	Youth pitches	Mini pitches	Adult pitches	Youth pitches	Mini pitches
Vernham Dean Gillum's CofE Primary	Vernham Dean	1	0	0	1	0	0	1	-1	-0.5
Vernham Dean Playing Field		1	0	0	1	0	0	0.5	0	0
Broughton Primary School	Broughton and Stockbridge	0	1	0	0	1	0	0	1	0
Chilbolton Playing Fields		1	0	0	2	0	0	2	0	0
Stockbridge Football Club		1	0	0	2	0	0	0.5	-0.5	-0.5
Stockbridge Primary School		0	1	0	0	1	0	0	1	0



Site	Ward	Total provision - number of pitches (sites)			Carrying capacity ²⁰			Supply and demand balance ²¹		
		Adult pitches	Youth pitches	Mini pitches	Adult pitches	Youth pitches	Mini pitches	Adult pitches	Youth pitches	Mini pitches
Test Valley School		0	1	0	0	1	0	0	1	0
The Playing Field - Nether Wallop		1	0	0	1	0	0	-1.5	0	0
The Sports Field		2	0	2	2	0	4	0.5	-1	2
Charlton Sports Complex	Charlton	4	1	0	10	2	0	7	-1	-1.5
Foxcotte Park		1	0	0	2	0	0	-2.5	-2	-2
Nursling Recreation Ground	Chilworth, Nursling and Rownhams	2	0	0	2	0	0	1	0	0
St George's Boys School		1	1	0	1	1	0	1	1	0
Trojans Sports Club		1	0	0	2	0	0	2	0	0



Site	Ward	Total provision - number of pitches (sites)			Carrying capacity ²⁰			Supply and demand balance ²¹		
		Adult pitches	Youth pitches	Mini pitches	Adult pitches	Youth pitches	Mini pitches	Adult pitches	Youth pitches	Mini pitches
Romsey Primary School	Cupernham	0	1	0	0	1	0	0	1	0
Mottisfont Sports Field	Dun Valley	1	0	0	2	0	0	1.5	0	0
West Tytherley Pc		1	0	0	1	0	0	1	0	0
Barton Stacey Primary School	Harewood	0	1	0	0	1	0	0	1	0
Long Parish Football Pitch		1	0	0	1	0	0	1	0	0
Barton Stacey Recreation Ground		1	0	1	2	0	2	1.5	-2	1
Wherwell Playing Fields		2	4	0	3	6	0	1.5	-1.5	-9.5



Site	Ward	Total provision - number of pitches (sites)			Carrying capacity ²⁰			Supply and demand balance ²¹		
		Adult pitches	Youth pitches	Mini pitches	Adult pitches	Youth pitches	Mini pitches	Adult pitches	Youth pitches	Mini pitches
Harrow Way Community School	Harroway	2	0	0	2	0	0	2	0	0
Portway Junior School		0	2	0	0	2	0	0	2	-1.5
King George Park		2	0	0	2	0	0	2	0	0
Saxon Fields Sports Ground		1	0	0	2	0	0	2	-1	0
Hunts Farm Sports Ground	Kings Somborne and Michelmersh	5	2	0	10	4	0	5	-7.5	0
Kings Somborne Recreation Ground		1	0	0	2	0	0	1.5	0	0
Michelmersh And Timsbury		1	0	1	2	0	4	-1.5	-9	4



Site	Ward	Total provision - number of pitches (sites)			Carrying capacity ²⁰			Supply and demand balance ²¹		
		Adult pitches	Youth pitches	Mini pitches	Adult pitches	Youth pitches	Mini pitches	Adult pitches	Youth pitches	Mini pitches
Recreation Ground										
Muss Lane Football Pitch		1	0	0	1	0	0	1	0	0
Up Somborne Recreation Ground		1	0	0	2	0	0	2	0	0
Balksbury Junior School	Millway	0	0	1	0	0	2	0	0	2
Rookwood School		0	1	0	0	1	0	0	1	0
Baddesley Recreation Ground	North Baddesley	1	1	0	1	1	0	-2	1	0
North Baddesley Junior School		0	1	0	0	1	0	0	1	0
North Baddesley		1	1	0	2	1	0	2	-16.5	-10



Site	Ward	Total provision - number of pitches (sites)			Carrying capacity ²⁰			Supply and demand balance ²¹		
		Adult pitches	Youth pitches	Mini pitches	Adult pitches	Youth pitches	Mini pitches	Adult pitches	Youth pitches	Mini pitches
Playing Field										
Middle Wallop Station	Over Wallop	2	0	0	3	0	0	3	0	0
The Wallop Sports Field		1	3	0	1	5	0	0.5	5	0
Military Pitches		2	0	0	3	0	0	3	0	0
Appleshaw Playing Field	Penton Bellinger	1	0	0	1	0	0	1	0	0
Kimpton Thruxton & Fyfield C Of E Primary School		0	1	0	0	1	0	0	1	0
Shipton Bellinger Playing Fields		2	0	0	4	0	0	2	-3.5	-3.5



Site	Ward	Total provision - number of pitches (sites)			Carrying capacity ²⁰			Supply and demand balance ²¹		
		Adult pitches	Youth pitches	Mini pitches	Adult pitches	Youth pitches	Mini pitches	Adult pitches	Youth pitches	Mini pitches
Mountbatten School	Romsey Extra	2	6	0	4	9	0	4	9	0
Romsey Sports Centre		0	1	0	0	2	0	0	0.5	0
The Bypass Ground		1	0	0	2	0	0	-1.5	-4.5	0
The Stroud School		0	3	0	0	6	0	0	6	0
Andover College Stadium	St. Mary's	1	0	0	1	0	0	0.5	-0.5	0
London Road Sports Ground		2	0	0	6	0	0	5.5	0	0
Walworth Sports Ground		5	1	1	14	2	6	12.5	-3.5	5
Winton Community Academy		2	0	0	4	0	0	4	0	0



Site	Ward	Total provision - number of pitches (sites)			Carrying capacity ²⁰			Supply and demand balance ²¹		
		Adult pitches	Youth pitches	Mini pitches	Adult pitches	Youth pitches	Mini pitches	Adult pitches	Youth pitches	Mini pitches
Knightwood Leisure Centre	Valley Park	1	1	0	1	1	0	1	-16.5	0



Cricket

Site	Ward	Total provision - number of pitches		Carrying capacity (games per season) ²²	Supply and demand balance ²³
		Grass Wicket	Artificial Wicket		
Romsey School	Abbey	1	0	5	+5
The Ampfield Recreation Ground	Ampfield and Braishfield	10	0	50	+20
Braishfield Cricket Club		6	0	30	+30
Ampport Cricket Club	Ampport	9	1	105	+45
Farleigh School	Anna	9	1	105	+105
John Hanson Community School		0	1	60	+60

²² Carrying capacity for cricket is assumed to be 5 games per season (grass wicket) or 60 games per season (non-turf wicket), unless independent site assessments indicated the carrying capacity was likely to be lower. Excludes training as assumed training takes place elsewhere (typically in nets off the main pitch).

²³ Calculated using the carrying capacity of each pitch type by site and subtracting the demand for match equivalents (both matches and training).



Site	Ward	Total provision - number of pitches		Carrying capacity (games per season) ²²	Supply and demand balance ²³
		Grass Wicket	Artificial Wicket		
Upper Clatford Sports Field		4	0	20	+10
Hampshire Collegiate School	Blackwater	0	1	60	+60
Sherfield English Sports Field		4	0	2	+2
Leckford Parish	Broughton and Stockbridge	6	0	30	+20
The Sports Field		5	0	25	+25
Charlton Sports Complex	Charlton	2	0	10	0
Hardmoor Sports Ground	Chilworth, Nursling and Rownhams	8	0	3	+3
St George's Boys School		0	1	60	+60
Trojans Sports Club		4	0	20	+20
East Tytherley Ground	Dun Valley	10	0	50	+30



Site	Ward	Total provision - number of pitches		Carrying capacity (games per season) ²²	Supply and demand balance ²³
		Grass Wicket	Artificial Wicket		
Mottisfont Sports Field		6	0	30	+30
Long Parish Cricket Club	Harewood	6	0	30	-20
Wherwell Playing Fields		6	1	90	+50
Harrow Way Community School	Harroway	1	0	5	+5
Hunts Farm Sports Ground	Kings Somborne and Michelmersh	16	0	80	+50
Michelmersh And Timsbury Recreation Ground		8	1	100	+20
Kings Somborne Recreation Ground		4	0	20	+20
The Wallop Sports Field	Over Wallop	6	0	30	+20
Appleshaw Playing Field	Penton Bellinger	2	0	10	0
Penton Recreation Ground		8	0	40	+40



Site	Ward	Total provision - number of pitches		Carrying capacity (games per season) ²²	Supply and demand balance ²³
		Grass Wicket	Artificial Wicket		
Mountbatten School	Romsey Extra	0	1	60	+60
Romsey Sports Centre		14	0	70	-10
The Stroud School		6	1	90	+90
The Recreation Ground		7	0	35	+35
London Road Sports Ground	St. Mary's	14	1	130	+20
Winton Community Academy		0	1	60	+60
Knightwood Leisure Centre	Valley Park	8	0	40	+20



Rugby Union

Site	Ward	Total provision - number of pitches		Carrying capacity (where access for site assessments was permitted) ²⁴		Supply and demand balance (match equivalents) ²⁵	
		Adult pitches	Junior pitches	Adult pitches	Junior pitches	Adult pitches	Junior pitches
Farleigh School	Anna	2	4	0	0	0	0
Hampshire Collegiate School	Blackwater	3	0	0	0	0	0
Test Valley School	Broughton and Stockbridge	0	1	0	0	0	0
The Goodship Ground	Charlton	2	1	5	1.5	-6	-19
St George's Boys School	Chilworth, Nursling and Rownhams	1	1	0	0	0	0
Trojans Sports Club		3	0	4.5	0	-3	-17.5

²⁴ Pitch provision (Appendix C) has been combined with independent assessments to provide the carrying capacities for these pitches and sites. Carrying capacity for rugby pitches is 1.5 where assessed as D1/M1 or D1/MO and 2.5 where assessed as D2/M1 based on the NGB's non-technical assessment guidance. Where insufficient pitch maintenance information was available to determine the carrying capacity, the figure is recorded as zero.

²⁵ Calculated using the carrying capacity of each pitch type by site and subtracting the demand for match equivalents (both matches and training).



Site	Ward	Total provision - number of pitches		Carrying capacity (where access for site assessments was permitted) ²⁴		Supply and demand balance (match equivalents) ²⁵	
		Adult pitches	Junior pitches	Adult pitches	Junior pitches	Adult pitches	Junior pitches
Harrow Way Community School	Harroway	1	0	0	0	0	0
Portway Junior School		0	1	0	0	0	0
John Hanson Community School	Millway	1	0	0	0	0	0
Rookwood School		0	1	0	0	0	0
Middle Wallop Station	Over Wallop	2	0	0	0	0	0
Military Pitches		1	0	0	0	0	0
Romsey Sports Centre	Romsey Extra	2	0	3	0	-2	-8
The Stroud School		0	2	0	0	0	0
Winton Community Academy	St. Mary's	1	0	0	0	0	0



Hockey – Grass and AGP

Site	Ward	Total provision - number of pitches (sites)	
		Grass ²⁶	AGP
Romsey School	Abbey	0	1
Farleigh School	Anna	5	0
John Hanson Community School		0	1
Hampshire Collegiate School	Blackwater	0	1
Trojans Sports Club	Chilworth, Nursling and Rownhams	0	1
Winton Community Academy	St. Mary's	1	0

²⁶ Provided for information – grass pitches cannot be used for competitive hockey in Test Valley.



Hockey – AGP

Site	Ward	Total provision - number of pitches	Supply (community access) – hours per week	Demand (matched + training) – hours per week	Balance – hours per week
John Hanson Community School (north)	Anna	1	29	18 + 20	-9
Romsey School (south)	Abbey	1	42	15 + 8	19
Hampshire Collegiate School (south)	Blackwater	1	22	6 + 3	13
Trojans Sports Club (south)	Chilworth, Nursling and Rownhams	1	95	19 + 17.5	58.5
Trojans Sports Club (south) – Weeknights 18:00-23:00 + Weekends	Chilworth, Nursling and Rownhams	1	45	19+17.5	9.5



APPENDIX G - FOOTBALL REMARKING RECOMMENDATIONS

Site	Owner	Pitch to mark over	Recommendation for a new pitch	Dimensions (m)	Age grouping
Walworth Sports Ground (being replaced at Picket Twenty)	Local Authority	1 adult pitch	1 x 9v9 youth pitch	9v9 - 73.152 x 45.720	Youth U11/U12
		1 adult pitch (adjacent pitches)	1 x 9v9 youth pitch 1 x 7v7 mini pitch	9v9 - 73.152 x 45.720 7v7 - 54.864 x 36.576	Mini soccer U9/U10
Charlton Sports Complex	Local Authority	1 adult pitch	1 x 7v7 mini pitch	7v7 - 54.864 x 36.576	Mini soccer U9/U10
Hunts Farm Sports Ground	Local Authority	1 adult pitch	1 x 9v9 youth pitch	9v9 - 73.152 x 45.720	Youth U11/U12
		1 adult pitch	1 x 9v9 youth pitch	9v9 - 73.152 x 45.720	

***Dimensions for the pitches come from the FA guidance (The FA Guide to Pitch and Goalpost Dimensions), and do not include the runoff area (safety area around the pitch).**

This report acknowledges that TVBC are only able to directly change their own pitches but recommends they look to work with other pitch providers in the Borough.



APPENDIX H – EXTERNAL FUNDING OPTIONS

The below table outlines the current funding options available to protect, improve and develop playing pitch provision. Values and details are correct at the date of publication.

Funding source/ organisation	Criteria (relevance to Test Valley)	Amount available (and timescales for applications)
All sport playing pitches		
Fields in Trust	<p>Fields in Trust is a charity that doesn't provide funding itself, but actually provides legal protection over playing fields and recreational areas.</p> <ul style="list-style-type: none"> • Protection from Fields in Trust can be applied for given some eligibility needs are met. • It can also protect buildings such as pavilions and indoor leisure areas. 	<p>In order to apply for protection, sites must be used for recreational and sporting activities, as well as having site access for the public and community affordability.</p>



Funding source/ organisation	Criteria (relevance to Test Valley)	Amount available (and timescales for applications)
<p>Sport England</p>	<p>Sport England is delivering £10 million in National Lottery funding for the Protecting Playing Fields initiative (PPF).</p> <ul style="list-style-type: none"> Improvement and protection of playing fields is the major priority of the programme in order to develop community sport and provide long-term protection. Inspired Facilities is another Sport England programme that is funding the renovation and modernization of local sporting facilities. 	<ul style="list-style-type: none"> Grant for PPF can range from £10,000 to £75,000 Eligibility for PPF investment involves the need for the project to be mainly focused on ages 14 and over. It is also only considered should the project not yet have been started, and that it involves eligible sports instructed by Sport England. Applications are not currently open for PPF investment. <p>Inspired Facilities is a £110 million funded programme with a range of £20,000-£150,000 in terms of grants (3/11/2015 deadline)</p> <p>Assessment criteria for Inspired Facilities programme by Sport England is split into:</p> <ul style="list-style-type: none"> Need Impact Community Involvement Sustainability



Funding source/ organisation	Criteria (relevance to Test Valley)	Amount available (and timescales for applications)
<p>BIG Lottery fund</p>	<p>The Big Lottery Fund currently has an open 'Communities 2014' grant scheme which is to encourage</p> <ul style="list-style-type: none"> • More people to take part in physical activity • More people to volunteer in physical activity • More people and communities to be brought together by taking part or volunteering in physical activity. <p>Though not specifically for pitch improvements, grants can be applied for to help with venue hire and equipment costs (for example buying goalposts to increase the standard of a grass football pitch).</p>	<p>These grants can range from £300 to £2000 and can be applied for by</p> <ul style="list-style-type: none"> • Local sports clubs • Community councils • Schools • Voluntary and community organisations.



Funding source/ organisation	Criteria (relevance to Test Valley)	Amount available (and timescales for applications)
Football		
Premier League and The Football Foundation Facilities Fund	<p>Currently there is a scheme open for application with £5.8 million in grants for improvements of:</p> <ul style="list-style-type: none"> • Grass pitch drainage • Changing rooms/Pavilions/Clubhouses • Floodlights • 3G football turf pitches and Multi-Use Games Areas <p>Project eligibility requires that the improvement of facilities has the ability to sustain/increase participation among all ages and abilities as well as developing their physical and mental capacities.</p> <ul style="list-style-type: none"> • Priority given to projects within deprived areas and areas that bring participation from 	<p>Maximum grant of £500,000 and minimum of £10,000, applicants must demonstrate financial need for the grant and all other funding options have been exhausted.</p> <p>To apply for a grant from this initiative, communities can login through grantshot.org.uk</p>



Funding source/ organisation	Criteria (relevance to Test Valley)	Amount available (and timescales for applications)
	<p>neighbouring deprived areas.</p> <p>Appleshaw Playing Field has been recommended for clubhouse development and could potentially benefit from the facilities fund (See Table 35).</p>	
<p>Small Grant Scheme (pilot)</p>	<p>Small grants scheme from Sport England provides lottery funding from £300 to £10,000 for not-for-profit organisations to help more people play sport.</p>	<p>The aim of any project that can receive funding should be in line with the aims of Sport England's 'Creating a Sporting Habit for Life'.</p>
<p>FA facilities and investment team</p>	<p>This FA team aims to improve and develop quality football facilities by administering guidance for planning, design and infrastructure.</p> <p>The FA will also provide a maintenance specialist to undertake site assessment free of charge.</p> <p>Various sites in Test Valley require improved maintenance and could benefit from the consultation with a maintenance specialist (See Table 35).</p>	



Funding source/ organisation	Criteria (relevance to Test Valley)	Amount available (and timescales for applications)
Cricket		
ECB interest free loans	<p>ECB interest free loans - £1m for school club link capacity</p> <ul style="list-style-type: none"> • Scheme aims to finance renovation and improvements of facilities to maintain/increase cricket participation <p>Amport Cricket Club could benefit from these loans as they are in need of a new pavilion and improved electricity supply. Bulberry Sports Field and Wallop Sports Field are also in need of pitch maintenance and improvements that could potentially be funded by this scheme (See Table 35).</p>	<ul style="list-style-type: none"> • The loan is a maximum of £50,000 over 5 years. Other loans may be considered by the ECB but are far less likely to be accepted. • Clubs must meet requirements of ECB to apply, such as ECB affiliation, working towards clubmark accreditation and ensuring that the club has adult and junior teams. • ECB regional Funding and Facilities Manager must first approve an application before it is put forward to the ECB.



Funding source/ organisation	Criteria (relevance to Test Valley)	Amount available (and timescales for applications)
<p>ECB Grant Aid Programme</p>	<p>The ECB has a programme focusing on the improvement of four key areas</p> <ul style="list-style-type: none"> • Non turf training nets • Indoor Centre Upgrades • Fine turf match pitches • Communal changing areas. <p>Clubs or applicants must meet some criteria in order to be selected by the ECB for approval of the scheme.</p> <p>Strategic importance to the ECB and a commitment to adult and junior cricket development are main areas in which the ECB considers grant approval.</p>	<ul style="list-style-type: none"> • Amounts available to clubs depend on the security of tenure and are increased as tenure security increases. The highest grant available (30 year tenure) is £5,000,000, where up to £50,000 is available for 5 year tenure security, • Clubs must also have developed a sports development plan before applying for the funding. • The first step into applying to this programme is to contact the county development officer. In the case of Test Valley, it would be Hampshire.



Funding source/ organisation	Criteria (relevance to Test Valley)	Amount available (and timescales for applications)
Rugby Union		
Rugby Football Foundation (RFF)	<p>The RFF also has an interest free loan scheme for loans up to £100,000.</p> <ul style="list-style-type: none"> • They are used for the maintenance and increase of Rugby participation. 	<ul style="list-style-type: none"> • These loans are available for a maximum 15 year period, to clubs at level 4 and below. • In order to apply for funding, the project must have previously been identified as a priority within the local constituent body's facility plans.
Capital Investment Programme	<p>The RFU Capital investment programme is the capital funding element of the RFU's Whole Sport Plan funding allocation secured from the government.</p> <p>The Goodship Ground and Andover RFC could benefit considerably from such programmes, when recommendations include expansion of site capacity and improved drainage.</p>	<ul style="list-style-type: none"> • Funding is secured through application to the RFU.



Funding source/ organisation	Criteria (relevance to Test Valley)	Amount available (and timescales for applications)
Grounds Match Scheme and Helping Hand Grants	<p>Also provided by the RFF, it provides small, easy to access grants, which can be used for projects with aims for retention and increase of Rugby participation within the community.</p> <p>Helping Hand Grants are a similar but slightly smaller scheme in which facility improvement can be acquired through a pound for pound grant.</p>	<ul style="list-style-type: none"> • Grants can range from £1500 to £5000 and are available to clubs at level 5 and below. • Applications are considered throughout the year and the RFF aims to turnaround an application in 8 weeks. • The Helping Hands scheme is available to level 5 and below clubs, and can give grants between £500 and £1500.
Hockey		
England Hockey Capital Investment Programme	<p>England Hockey has announced its own Capital Investment Project after receiving more funding from Sport England.</p> <ul style="list-style-type: none"> • This scheme involves a large focus on the refurbishment of Artificial Grass Pitches over the next 4-6 years (from 2013). • The criterion for such funding is based upon the 	<ul style="list-style-type: none"> • £5.6 million is to be used in the programme after receiving 2million from Sport England. • Project application for 2013 and 2014 have passed but 2015 applications open in Spring 2015 with England Hockey designating refurbishments and development of new AGPs as project priorities. • Raising participation and securing funding from other areas



Funding source/ organisation	Criteria (relevance to Test Valley)	Amount available (and timescales for applications)
	<p>need for refurbishment of a pitch or the creation of a new one.</p> <ul style="list-style-type: none"> Community engagement and a specific focus on 14-25 year old players are also criteria for eligibility. <p>Various sites may benefit from such funding for pitch improvements (See Table 35).</p>	<p>may also be an important factor when applying to the Capital Investment Programme.</p>
<p>National Hockey Foundation</p>	<p>The National Hockey Foundation also provides funding in association with England Hockey for the development of hockey at youth level.</p> <p>Hockey clubs in Test Valley may benefit from funding from The National Hockey Foundation in order to improve their facilities (See Table 35).</p>	<ul style="list-style-type: none"> Grants are usually awarded to schemes working with young people. Grants are only awarded for specific projects and not as general donations. Grants are awarded only where there is support from England Hockey.